


DOM-OCIO Annual Report

Fiscal Year 2022



Promoting Excellence in Government

200 E. Grand
Des Moines, Iowa 50309
515.281.5503
CIO@iowa.gov

Table of Contents

[Executive Summary](#)

[FY2022 Highlights](#)

[FY22 Funding](#)

[OCIO Rates](#)

[Statewide Technology Spend](#)

[Major Enterprise Technology Initiatives FY 22](#)

[Cloud Services Deployments](#)

[Cities and Counties Services](#)

[CARES & ARP Funded Projects in FY22](#)

[Standardization](#)

[Cybersecurity and Information Technology Instructure \(Cyber\)](#)

[DOM-OCIO FY2022 Performance Plan Results](#)

[2022 Accomplishments](#)

[FY22 IOWAccess Projects and Activities](#)

Executive Summary

Each year the Office of the Chief Information Officer (OCIO) is required to produce various Information Technology (IT) reports:

- An annual report of the office (section 8B.9).
- An annual internal service fund expenditure report (section 8B.13, subsection 5).
- An annual report regarding total spending on technology (section 8B.21, subsection 6).
- An annual report of expenditures from the IOWAccess revolving fund (section 8B.33).
- An annual salary report (section 8A.341, subsection 2).
- An annual report regarding the status of broadband expansion and coordination, the connecting Iowa farms, schools, and communities broadband grant program established under section 8B.11, and the adequacy of the speed set in the definition of targeted service area in section 8B.1

We combine these related reports and generate one comprehensive report for clarity, completeness, and efficiency. This approach to delivering on our reporting requirements has proved useful to the legislature, state agencies, citizens, and other interested parties. Unless otherwise noted, this report addresses activities for fiscal year 2022 which spans from July 2021 through June 2022.

2022 Accomplishments

The Office of the Chief Information Officer (OCIO) team accomplished many major projects within the realm of information technology (IT) innovation, operations and consolidation. These accomplishments include transparency, cloud services, and innovation projects to support greater efficiency, high quality constituent services, and secure storage for critical State data.

FY2022 Highlights

- Notice of Funding Availability (“NOFA”) #007 awarded more than \$210 million in broadband grants
- Data center migration was completed for OCIO-managed assets
- A new mainframe and storage have been implemented at the Lightedge data center.
- Okta for multi-factor authentication has been upgraded to the latest platform, Okta Identity Engine (OIE).
- Endpoint Detection and Response Tool Adoption efforts were undertaken across the executive branch

Background

The Office of the Chief Information Officer (OCIO) was created as an independent agency in 2013 Iowa Acts, Chapter 129 (State Government Operations Act) for the purpose of leading, directing, managing, coordinating, and providing accountability for the information technology (IT) resources of State government. In 2022 Iowa Acts, Chapter 1153 (FY 2023 Standing Appropriations Act), the OCIO was moved within the Department of Management. The Chief Information Officer is selected by the Director of the Department of Management. The mission of the OCIO is to provide high-quality, customer-focused information technology services and business solutions to government and to citizens.

The Office of the Chief Information Officer (OCIO) was created as an independent agency for the purpose of orchestrating the information technology (IT) resources of state government. The OCIO assigns and directs staff as required to support the IT requirements and initiatives of the

Office. For Fiscal Year 2022, The Chief Information Officer was appointed by the Governor to serve at the pleasure of the Governor and was subject to confirmation by the Senate.

The Office of the Chief Information Officer emphasizes six key goals designed to transform the State of Iowa's information technology environment into a world-class, state-of-the-art portfolio.

Benefits to State Government

Iowa Code Chapter 8B has the effect of centralizing accountability and oversight for information technology currently managed by state agencies into the Office of the Chief Information Officer. Among its many powers and duties, the OCIO has the authority to establish standards for IT used by participating state agencies, direct the work of participating agency IT staff, and enter into contracts for the receipt and provision of IT services.

Funding

OCIO operations and investments are primarily funded through three sources including the OCIO Internal Services Fund, IOWAccess Fund, and Technology Reinvestment Fund.

OCIO Internal Service Fund - Fees charged to State agencies for IT Enterprise Operations. Sources of funds include IT service fees for servers, software programming, mainframe usage, and networking. The OCIO maintains 60 days of working capital (approximately \$8.0 million) as part of its carryforward to ensure payroll and vendor payments can be made on time.

IOWAccess Revolving Fund - Moneys in the IOWAccess Revolving Fund established in Iowa Code section 8B.33 come from value-added service fees collected by the State from the sale of driver motor vehicle records abstracts and other value-added online transactions, such as the fee for processing online payments. The first \$750,000 collected from the base fee charged for furnishing a certified abstract of a vehicle operating record is also annually appropriated to the IOWAccess Revolving Fund.

Technology Reinvestment Fund - This was a one-time appropriation during the FY 2014 Legislative Session to the OCIO by the General Assembly for technology and consolidation improvement projects, including the implementation of cloud-based email services, migration costs to transfer the State email system to a cloud-based provider system, and two years of

FY22 Funding

	Operating Fund	lowAccess Fund	Broadband Fund	TRF
What Does It Support?	Daily IT Operations	Citizen-facing Programs	Broadband Grants	New systems and services
Where does money come from?	Service Fees Charged To Agencies	Driver Motor Vehicle Abstract Sales	Appropriated by legislature	Appropriated by legislature
FY22 Resources	\$54,071,115 from fees not including Pass-Thru, ARP, CARES, or Workday Funding	\$5,964,323 from fees	\$155,000,000 appropriated for broadband grants	\$17,000,000 appropriated for Enterprise Personnel, Accounting and Budget System: \$15,979,328

				in spend
Why is this important?	Funds major IT services including mainframe and datacenter	Supports citizen access to state data and websites	Connects lowans to high-speed Internet in rural communities	Provides new IT services and support to all agencies

OCIO Rates

In FY 22 the OCIO received no appropriation from the general fund. The OCIO is funded primarily by rates charged to agencies and local political subdivisions for use of OCIO services. Rates are used for three main reasons. The first is to meter agency usage of OCIO services. The second is to compare the cost of OCIO services to the marketplace. This allows the OCIO to ensure it offers competitive rates. Lastly, rates allows the OCIO to maximize the allocation of federal funding to shared IT services

Prior to each fiscal year, OCIO conducts an extensive rate setting exercise to make sure its rates are set at “break even” levels. OCIO then submits its rate recommendations and estimated agency budget impacts to the Department of Management for approval.

Setting rates involves forecasting costs which are used to create a pricing model for each of the 40 plus services OCIO operates.

Basic equation: $\text{Cost} \div \text{Estimated Usage} = \text{Price per Unit}$

OCIO is regulated by the Federal Government to ensure it breaks even. The federal government requires that the OCIO not collect excess retained earnings in any service area. In addition, federal rules prohibit cross subsidization where revenues from one service line are used to pay for another service line.

Statewide Technology Spend

In accordance with Iowa Code Chapter 8B.21 section 6, the Office of the Chief Information Office includes the following information concerning total spend on technology.

There are two primary Information Technology classes of data queried from the I/3 financial system: IT outside services and IT equipment.

- **IT equipment and software** procurements provide the necessary equipment and software for workstations, network components, servers, and mainframes.
- **IT outside services** is IT services provided by vendors to support a variety of state government projects and initiatives.

IT Equipment & Software

\$117,601,082 in statewide spend during FY22 in statewide (Executive, Legislative and Judicial) spend during FY22

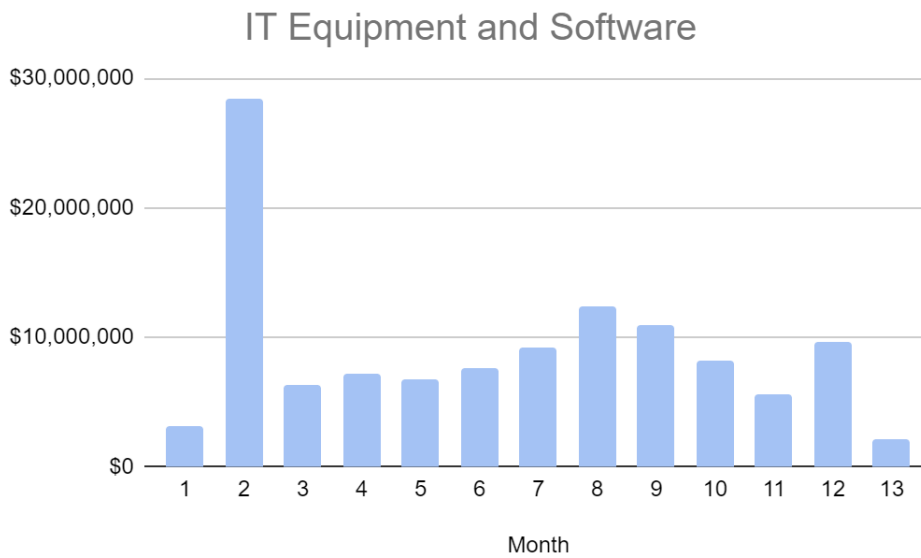


Figure 1: Actual statewide IT equipment and software spend by period

IT Outside Services

\$138,650,854 in statewide spend during FY22

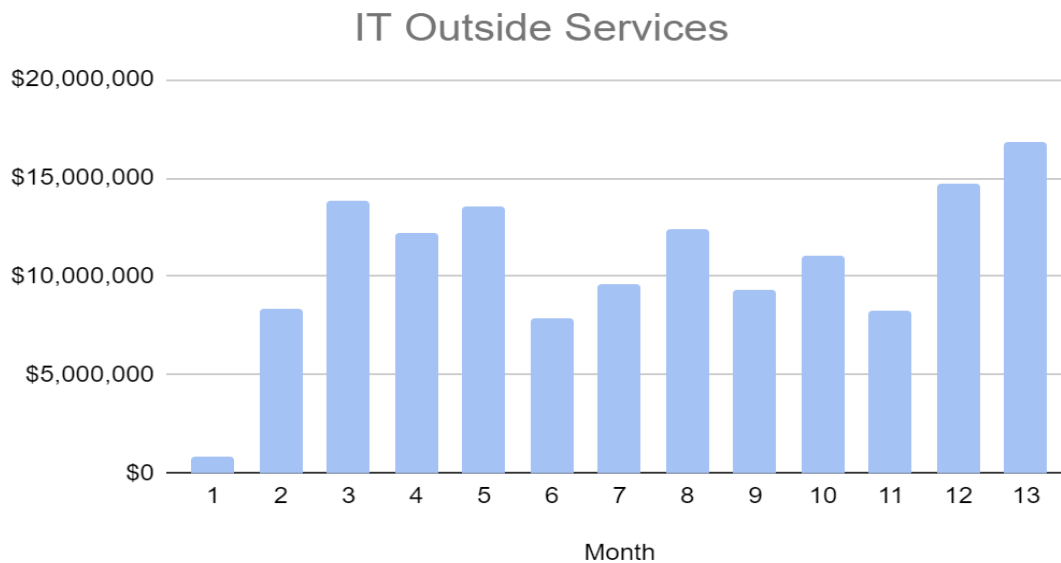


Figure 2: Actual statewide IT outside services spend by period

FY 2022 Completed Projects

In addition to quality and competitive IT services, the OCIO also manages the implementation of IT projects for a number executive branch agencies. The projects range from small out-of-the box projects to bespoke large scale implementations. These are the agency IT projects tracked by OCIO in FY 22.

Agency	Project Name	Date Closed
DNR - Natural Resources	DNR Fisheries Remote Data	7/1/2021

	Capture	
IWD - Iowa Workforce Development	IWD DB2 Upgrade Version 12	7/7/2021
IDR - Revenue	IDR FY20 00015 DOV Collaboration	7/14/2021
IVH - Veterans Home	IVH Bull - Escala Refresh	8/3/2021
IVH - Veterans Home	IVH Network and Wireless Refresh	10/4/2021
OCIO - Office of the CIO	OCIO MFA Implementation	11/16/2021
OCIO - Office of the CIO	OCIO Windows 10 Upgrade	11/16/2021
IDR - Revenue	IDR FY21 005 Treasury Offset Program (TOP) Annual Reconciliation Business Case	11/18/2021
IVH - Veterans Home	IVH Kronos	12/22/2021
IVH - Veterans Home	IVH Laserfiche Software Upgrade	1/7/2022
OCIO - Office of the CIO	OCIO WAF Refresh 2020	1/19/2022
IDR - Revenue	IDR FY21 020 Iowa Hoover Presidential Library Tax Credit	2/2/2022
DNR - Natural Resources	DNR Iowa Waste Exchange Web Application	2/7/2022
IDR - Revenue	IDR FY21 010 Annual TY 2021 Changes	3/1/2022
DHS - Human Services	DHS Hoover Control-M Upgrade	3/31/2022
IDR - Revenue	IDR Hoover Control-M Upgrade	3/31/2022
DNR - Natural Resources	DNR PERMT	5/26/2022
DNR - Natural Resources	DNR General Permit 5	5/26/2022
IVH - Veterans Home	IVH ColdFusion Server IVH Forms (Gains/Losses Application Rewrite)	6/2/2022
DCA - Cultural Affairs	DCA Data Migration	6/16/2022

Agency Participation Report

At the end of each fiscal quarter the OCIO submits a report agency IT projects and participates for the previous complete fiscal quarter. At the end of each year a spreadsheet is compiled with all the previous years agency participation. The full report with the OCIO rate schedule can be found at the following link:

<https://ocio.iowa.gov/file/ociofy2022agencyparticipation-webxlsx>

Major Enterprise Technology Initiatives FY 22

The mission of the Office of the Chief Information Officer (OCIO) is to provide high-quality, customer-focused information technology (IT) services and business solutions to the government and to citizens.

As an IT organization supporting services consumed by every agency of the State of Iowa (State),

our key enterprise initiatives are conducted in addition to the day-to-day support activities required to keep government IT services operational and secure. These initiatives maintain alignment with key efficiency goals established by Governor Reynolds and with specific legislative mandates described below.

Cloud Services Deployments

The Office is actively working with agencies to move systems into the cloud where it makes sense from a financial, operational, and cybersecurity point of view. Every agency makes some use of the cloud today.

All state agency email is now on Google or Microsoft. Website hosting is predominantly on Amazon and Microsoft. Statewide Identity and Authorization System (Okta) will provide a single username/password for all State of Iowa websites.

Cities and Counties Services

Beginning in FY 22, the OCIO undertook a robust plan to expand IT brokerage and IT services for local governments. Iowa Code 8b allows the OCIO to offer the same quality IT services for state agencies to city and county governments of Iowa. This allows local governments to use already negotiated contracts, which results in taking advantage of economies of scale. OCIO Security Services were already provided and utilized by all 99 counties. Leveraging further OCIO security services for local government provides flexible options. Identity Services helps local governments streamline security for all users

CRF & ARP Funded Projects in FY22

The COVID-19 pandemic led to an increase in federal awards to aid subsequent economic recovery work. This included tracking various IT projects including receipts, expenditures and payments for the Coronavirus response, recovery efforts and related activities accessible to the public on the Iowa Pandemic Recovery Report and through data.iowa.gov.

Broadband Community Development

This program supports broadband pre-project development activities for cities and counties. Many of these entities are recipients of ARP funding and are contemplating the use of such funds on broadband expansion.

Data Center Migration

DOM OCIO has completed a major modernization and migration of the state's primary data center. Storage, computer, networking, and mainframe were redesigned and refreshed as state services were moved from the capitol campus to a tier 3 data center. Connection with the capitol campus and other state data center locations received a significant improvement to both bandwidth and resiliency in the redesign.

*APPENDIX D contains a comprehensive list of Pandemic Recovery Fund Expenditures from [Data.iowa.gov](https://data.iowa.gov)

Standardization

The best solutions are found when we integrate collaboration, enterprise focus and selective consolidation. The OCIO undertook a number of enterprise technology initiatives in FY2021 to improve, enhance, and standardize IT services.

Agency Support

Technology Account Managers (TAMs) assist agencies with IT planning, budget, coordination, service

delivery, and technology oversight tasks allowing agencies to forgo the duplication and expense of hiring a dedicated information technology manager for their agencies.

Transparency

The OCIO's transparency initiative supports sharing information with citizens in the spirit of an open and accountable government. This includes the state transparency portal comprising five websites.

Agency Datasets

Both data.iowa.gov and checkbook.iowa.gov allow citizens direct access to data from over 40 agencies. In FY2022, there were 49,000 unique visitors to these websites with access to 294 datasets. The Office of the Chief Information Officer publishes the Iowa Technology Expenditure Report on this site which contains technology expenditures for the executive branch summarized by Budget Fiscal Year, Month, Agency and Expenditure Category. The data transparency portal also includes local government and school district financial data.

In FY22 pandemic-recovery.iowa.gov tracked more than \$6.29 billion in federal funds expended by the State of Iowa. The intent of the open data platform was to make available a robust and comprehensive interactive report powered by the data portal that allows Iowans to explore federal awards, receipts, expenditures and payments associated with federal funds considered covered funds under Section 15011 of the Coronavirus Aid, Relief and Economic Security (CARES) Act.

Government Fees

Developed as a result of House File 2274 (2014), the iafees.iowa.gov website provides citizen's access to information about the fees charged by agencies. This website is the first of its kind in the nation allowing citizens, students, legislators or interest groups to analyze government fees from a single location. There were 1,100 visitors to this site in FY22.

Administrative Rules

[Rules.iowa.gov](https://rules.iowa.gov) allows members of the public the opportunity to comment on administrative rules in the notice process. During FY 22 644 notices garnered 43 comments.

Public Meeting Calendar

<https://www.iowa.gov/general/public-meetings> Iowans have access to public meeting information with approximately 50 meetings posted to the calendar every month.

Iowa Open Records Request Portal

<https://IowaOpenRecords.NextRequest.com> is the central location for Iowans to submit a record request or look for information from previously published record requests. In FY22, 11 agencies used the portal to receive and manage 3,957 record requests.

Increased Citizen Services

Iowans are the driving force behind all of our initiatives as we strive to develop innovative technology solutions for citizen-centric government. Helping citizens connect with state government is one of our key goals. We achieve this mission by helping to increase the availability of broadband access through the Empower Rural Iowa Broadband programs and by providing leadership across the enterprise to help agencies engage citizens through social media, online services, Google My Business, and an enterprise Chatbot.

ChatBot

Expanded use of the Chatbot resulted in an estimated savings of over 6,700 staff hours as the chatbot responded to 405,285 questions from Iowans.

Digital Citizen Outreach

53 state agencies participate in social media by posting an average of more than 60,000 messages and Tweets per month. Facebook represented 56.3% and Twitter represented 42.1% of the social media traffic for state accounts.

In addition to connecting with citizens via social media, the OCIO offers Iowans the ability to subscribe to over 400 topics from more than 40 agencies. This service allows an Iowan to manage their subscriptions using a single account. In FY22 there were 1.9 million subscriptions for Iowans and businesses. 33.5 million messages sent to these subscribers. Constituents may subscribe to these topics using the subscribe link on <https://www.iowa.gov/subscribe> or by following instructions on any of the agency websites using this service.

Broadband Coordination

In 2015, the Governor signed into law Iowa's Broadband Bill which defined both the policy and program framework required to catalyze the deployment of new high speed broadband infrastructure across the state. This legislation tasked the OCIO with organizing and developing a singular focused effort at accomplishing this goal.

For more information about the status of broadband efforts in the State of Iowa, refer to **Appendix C** of this report. Regular updates concerning broadband program activities can also be found at <https://ocio.iowa.gov/broadband>.

Cybersecurity and Information Technology Infrastructure (Cyber)

The State of Iowa is maturing the cyber programs from being merely "reactive" into "compliance" and "risk based" activities. This allows Iowa to harden government operations against foreign and domestic cyber threats.

As the initiatives continue to advance we will commoditize cyber operations, improve cyber resiliency, and improve senior leadership transparency related to cyber risk. There are several key projects underway to mature the Cyber programs and balance the risk across the State of Iowa.

Security Operations Center (SOC)

On April 4, 2022 the Security Operations Center expanded hours of operations to provide 24 hours a day, 7 days a week, 365 days around the clock security incident response to appropriately respond to foreign and domestic cybersecurity threats against the State of Iowa.

Endpoint Detection and Response (EDR) Tool

Modernization efforts began by replacing manual EDR tool to a next generation EDR tool. The next generation EDR provides automated cybersecurity protections for PCs, servers and other devices. Designed to prevent malware, cyberthreats, and cyber criminals seeking to evade protection controls. EDR monitors PCs, servers and other devices basic cyber hygiene to monitor to see if devices are up-to-date with the latest vendor cybersecurity fixes.

Security Awareness Training

The State's first line of defense in preventing a cyber-threat is its employees. Cybersecurity is everyone's responsibility and training is a critical part of our State's Cybersecurity program. Annual security training provides all State employees information about cybersecurity and their role in safeguarding data.

The OCIO provides phishing tests for staff. By doing so we are able to prepare staff on how to identify and avoid these attacks using simulated phishing emails. A phishing email is one of the

most likely ways that hackers and their malicious software (malware) can sneak into our environment. Many untrained employees will open a phishing email and will click on the embedded links or download the attached malware.

Cyber Incident Response Team (CIRT)

In January 2022, The State of Iowa Chief Information Security Officer established a Cyber Incident Response Team (CIRT) to serve the State of Iowa in preparing and responding to cybersecurity threats against State, Local, Tribal, and Territorial (SLTT) governments. The CIRT consists of the following organizations:

- Air National Guard, 168th Cyber Operations Squadron
- Iowa Homeland Security and Emergency Management
- Iowa Department of Public Safety, Division of Criminal Investigation
- Iowa Secretary of State
- Iowa State University Board of Regents
- Office of the Chief Information Officer

Replacement of Systems, Software, and Infrastructure

Efforts began to modernize workstation and server operating systems, workstation and server software, and state networks which have inadequate performance. These modernization efforts will help state employees connect to the network from anywhere as if they were at their office desk.

DOM-OCIO FY2022 Performance Plan Results

Name of Agency: Office of the Chief Information Officer			
Agency Mission: Provide client-centric information technology and business solutions to government and citizens through guidance, service delivery, and partnerships.			
Core Function: The OCIO supports the core function of enterprise resource management, providing all vital infrastructure needs necessary to administer and support agency operations			
Performance Measure (Outcome)	Target	Actual	Performance Comments & Analysis
Service: Information Security			
Average host vulnerability score as measured by Information Security Services Bureau for current systems	2,000	OCIO Supported: 1,355	What Occurred: This number fluctuates based on new vulnerabilities discovered over time. It was 1996 at the point this report was created. <u>A lower score is better.</u> Quantity of Information Systems in scope: OCIO Owned: 852. OCIO Supported: 2932. Data Source: Enterprise Vulnerability Management System (EVMS), Information Security Services Bureau.
Percent of State employees receiving awareness training	100%	Enterprise (48%) OCIO (100%)	What Occurred: Of the 15,521 Executive Branch employees on record, 7,449 completed verifiable security awareness training online or in-person Data Source: Data provided by OCIO Security Operations Center
Service: Infrastructure Services			
Percent uptime for core network	99%	99.9%	What Occurred: Exceeded target performance for this fiscal year.

			Data Source: Nagios network monitoring tool
Performance Measure (Outcome)	Target	Actual	Performance Comments & Analysis
Number of disaster recovery drills performed	3	5	What Occurred: Practicing recovery is critical for the readiness of IT systems. This metric showcases the number of exercises to promote disaster and incident preparedness. Data Source: OCIO Information Security Services Bureau
Service: Enterprise Print Shop			
Percent of print jobs delivered on time	n/a	n/a	What Occurred: In FY22 Print shop was transferred to the DAS control This KPI should be removed.
Activity: Business Services			
Number of new IT services delivered	4	2	What Occurred: These services provided statewide consistency in negotiated terms and conditions, and offer agencies a set of managed services, reducing agency effort in contracting and freeing up time to focus on delivering business systems 1. Oracle Services 2. Technology Acquisition Services Data Source: Business Services Division Administrator
Service: Web Services			
Percent uptime for websites	99%	99.9%	What Occurred: Met target KPI Data Source: Akamai, security tool used to monitor all
Service: Project Management			
Percent of projects within 10% of budget	75%	100%	What Occurred: Exceeded target expectations. The projects included in this measure are managed by OCIO project managers including OCIO projects and agency projects. Data Source: Google Project Site
Percent of projects within 10% of schedule	75%	86%	What Occurred: 6 of 7 projects on time. Data Source: Google Project Site

Accompanying Documents

Appendix A. FY2022 IOWAccess Revolving Fund Annual Report

Appendix B. Salary Report

Appendix C. State of Iowa Broadband Report

Appendix D. FY 22 Pandemic Recovery Funds Utilized by OCIO

APPENDIX A - IOWAccess Revolving Fund - Annual Report FY2022

IOWAccess Revolving Fund

The various IOWAccess projects that have been developed through the IOWAccess Revolving Fund continue to make more data available from state government and are a means to connect more citizens to their government. Since 1998, millions of dollars have been made available to projects supported by IOWAccess. In addition, over \$12 million has been awarded towards e-Government projects currently under development.

The purpose of the IOWAccess Revolving Fund is to create and provide a service to Iowa's citizens that will serve as a gateway for one-stop electronic access to governmental information, transactions, and services at state, county, or local levels. In this role, the fund supports agency proposals that facilitate ease of application, accessibility of information, and/or submission of data.

The IOWAccess Revolving Fund has been and continues to be an important funding source for a variety of e-Government projects (many times the only source), from licensing services to state public facing websites to providing website accessibility training to agency employees. The following report details the projects that were completed or are in development for the period ending June 2022 . And a list of potential projects is also included to give the reader a forecast of future IOWAccess funding.

IOWAccess funding is integral to the implementation of innovative technology solutions in our citizen-centric government.

Executive Summary

The Office of the Chief Information Officer is required to report on the activities funded and the expenditures made from the IOWAccess Revolving Fund. IOWAccess was created in 1998 and remains an important funding source for e-Government initiatives within the State of Iowa. This program continues to provide funds in support of initiatives to connect Iowans with their government by utilizing the accessibility and technology of the Internet.

This report highlights the Fiscal Year 2022 accomplishments of IOWAccess, including IOWAccess projects in development. Certain services offered through IOWAccess charge a value-added fee. Contained within this report are a description of the IOWAccess business model and the processes employed by IOWAccess to fund and monitor projects, along with a listing of projects funded during the reporting period.

The financial section of this report includes a listing of IOWAccess projects in development by agencies during Fiscal Year 2022. This table of IOWAccess projects developed by agencies lists both those projects under development for this time period, as well as those projects completed since the last legislative report was produced. The financial section also includes ongoing IOWAccess expenses, the unobligated cash balance for IOWAccess and a listing of projects under review that may receive IOWAccess funding in the immediate future.

Iowa Code Section 8B.9 - Reports Required

Following is the applicable Iowa Code citation for the CIO to produce the report:

4. An annual report of expenditures from the IOWAccess revolving fund as provided in section 8B.33.

Iowa Code Section 8B.33 - IOWAccess Revolving Fund

Following is the applicable Iowa Code citation for the IOWAccess Revolving Fund:

1. An IOWAccess revolving fund is created in the state treasury. The revolving fund shall be administered by the office and shall consist of monies collected by the office as fees, monies appropriated by the general assembly, and any other monies obtained or accepted by the office for deposit in the revolving fund. The proceeds of the revolving fund are appropriated to and shall be used by the office to maintain, develop, operate, and expand IOWAccess consistent with this chapter, and for the support of activities of the technology advisory council pursuant to section 8B.8.

2. The office shall submit an annual report not later than January 31 to the members of the general assembly and the legislative services agency of the activities funded by and expenditures made from the revolving fund during the preceding fiscal year. Section 8.33 does not apply to any moneys in the revolving fund, and, notwithstanding section 12C.7, subsection 2, earnings or interest on moneys deposited in the revolving fund shall be credited to the revolving fund.

Funding Guidelines for IOWAccess Projects

To seek IOWAccess funds the following guidelines apply:

- The request must be made by a State of Iowa, county, or local government agency
- The request must meet the mission of the government
- The proposed project must provide a benefit to the state and provide a service to the citizens of Iowa
- The proposed project must provide electronic access to government information or transactions whether federal, state or local
- The government agency can outsource management of the website to a non-profit organization, but the agency is ultimately responsible for the information contained therein
- The proposed project, once completed, can be shared with and used by other political subdivisions of the state, as appropriate
- The state retains ownership of any final product or is granted a permanent license to the use of the product

The funding for IOWAccess applications improves the availability, quality, use, and sharing of data; provides a unique source of funds for innovative e-Government programs; and is used as an adjunct to federal and state funding to improve the effectiveness of government programs, consistent with the goals of IOWAccess.

IOWAccess Business Model

The purpose of IOWAccess is to create and provide a service to the citizens of the state that will serve as a gateway for one-stop electronic access to government information, transactions, and services at state, county, or local levels. In this role, the fund supports agency proposals for funding of such projects.

The OCIO developed system for the sale of Driver License Record Abstracts (DLR) funds dozens of static and dynamic web services created for state agencies. Agencies may submit a request and receive an IOWAccess grant for the “Citizen Facing Website Program” for the services to develop, test, host and manage their primary agency website.

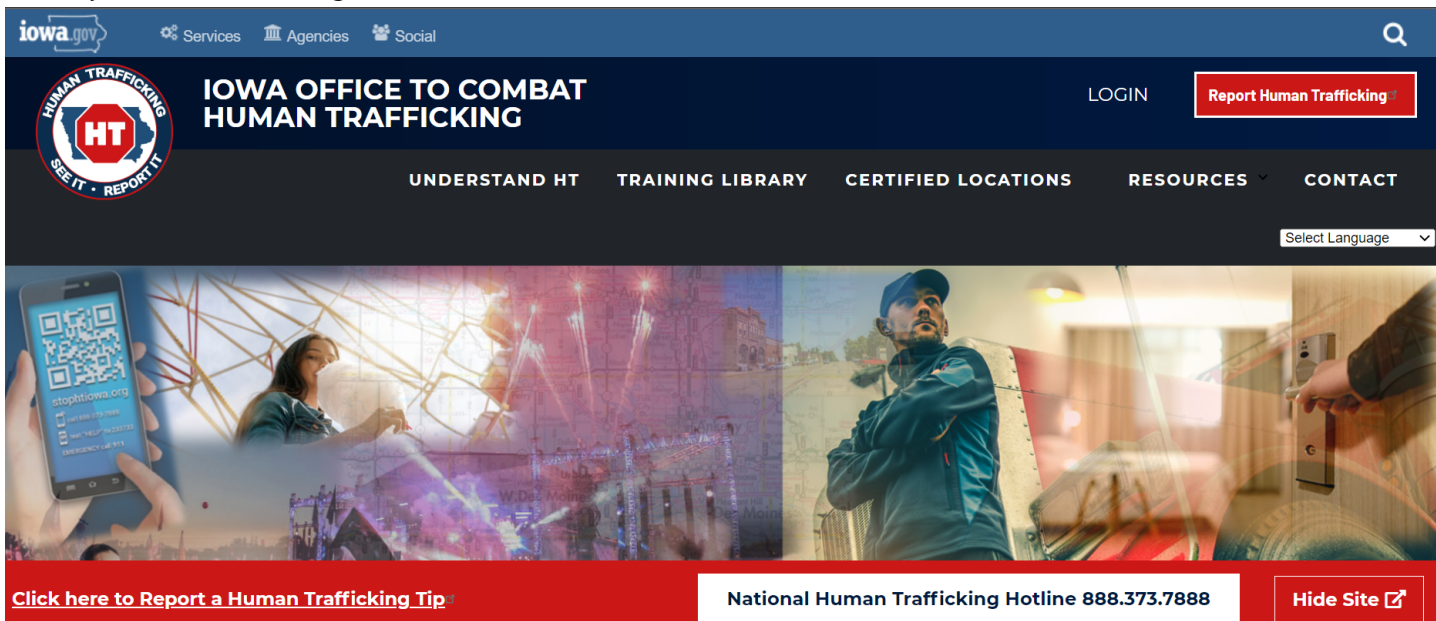
Webspec Design, from Urbandale, Iowa. Webspec Design continues to support agency Drupal websites. The Citizen Facing Website program established in 2017 continues to allow each agency the opportunity to receive IOWAccess funding to pay for the support and enhancement of their primary agency website. Providing IOWAccess funding directly to agencies put them in control of the website work they wanted done. This new process connects the agency directly to Webspec and ensures the agency receives the service they expect. The OCIO contract for website design, development, and support was used by 43 agencies under the “Citizen Facing Website” program.

The contracted vendor, Webspec Design, from Urbandale, Iowa supported the development and maintenance of these agency websites. Webspec helped progress our move to Cloud hosting websites with Amazon.

The current \$10.30 transaction fee consists of two components: 1) a statutory fee of \$5.50, and 2) a value-added service fee of \$4.80. The statutory fee is established by Iowa Code section 321A.3(1). Id. (“A fee of five dollars and fifty cents shall be paid for each abstract . . .”). The value-added service fee is authorized by Iowa Code section 321A.3(7), although the \$4.80 amount is not mandated by the statute. Id. (“[A]n additional access fee may be charged for each abstract supplied through electronic data transfer.”). OCIO currently receives this \$4.80 value-added service fee in exchange for providing the IT Services related to the DMVR Online System.

Agency Website Design

11 websites were launched during FY22. The majority of the work represented a refresh of existing websites to move to the most current version of Drupal. The <https://stopht.iowa.gov> website was launched in October 2021 by the Department of Public Safety to educate Iowans about human trafficking and provide training and certification of lodging in Iowa where staff has been trained to identify human trafficking.



In addition to the launch of this new website, these 10 agency or program websites were refreshed during the fiscal year. Visit the new websites below to learn more about the agency services and their mission.

- Vocational Rehabilitation Services <https://ivrs.iowa.gov>
- Child Advocacy Board <https://childadvocacy.iowa.gov>
- Office of Drug Control Policy <https://odcp.iowa.gov>
- Employment Appeal Board <https://eab.iowa.gov>
- Iowa Mentoring <https://www.iowamentoring.org/>
- Iowa College Student Aid <https://www.iowacollegeaid.gov/>
- Iowa Board of Pharmacy <https://pharmacy.iowa.gov/>
- Department of Revenue <https://iowaforms.gov>
- Iowa Insurance Division <https://iid.iowa.gov>
- Office of the Chief Information Officer <https://buyit.iowa.gov> (short term site no longer active)

Iowa.Gov Portal

There were 617,667 users visiting <https://www.iowa.gov> during FY22. This represents a decrease from the peak usage during the pandemic but is still almost 200,000 more visitors than in FY19.

Iowans are also reaching out for State government information through the enterprise chatbot. The Chatbot was launched in January of 2019 on three websites and has now expanded to appear on 21 agency websites. The knowledge base has answers to almost 650 questions.

The red chatbot icon on <https://www.iowa.gov> allows Iowans to ask questions.

OCIO estimates every engagement with the chatbot saves approximately 5 minutes staff time.

Phone calls to agencies are likely diverted by the chatbot as Iowans get answers to their questions.

The chatbot allows for escalation to live chat with a state reference librarian during business hours. Some of the most commonly asked questions this year included:

- How can I visit an offender?
- How do I find my child support case number?
- I lost the letter with the PIN for my weekly unemployment claim
- How do I apply for food stamps?

IOWAccess Benefits and Savings

IOWAccess funding has resulted in enterprise savings where the State has purchased enterprise licensing for platforms improving access to information, communicating with Iowans, improving accessibility, and transparency.

Communicating to Iowans with GovDelivery

41 agencies are now using the GovDelivery platform for mass communication. Iowans can elect to subscribe to over 400 topics ranging from the Department of Natural Resources Fishing Report, the Department of Revenue's Income Tax Statistical Reports, Iowa Lottery Winning Numbers, and most agencies press releases at

https://public.govdelivery.com/accounts/IACIO/subscriber/new?qsp=IACIO_C326. Iowans are able to manage their subscriptions to these topics in a single location. In FY22 the average number of topics a user subscribed to increased from 3 to 4.

Improving Websites and Accessibility with Monsido

Monsido is a tool which scans websites for spelling errors, broken links, and accessibility issues. A few of the larger agencies had purchased a tool for these scans but most agencies had no tool. OCIO was able to purchase an enterprise license for all agencies to use at less than 50% of the cost if agencies purchased the tool on their own. Now, Iowans rarely run into broken links on the 81 websites with over 118,000 pages of information.

Online Forms with SeamlessDocs

16 agencies have built over 1,000 online forms. The Iowa Department of Transportation (DOT) is using the SeamlessDocs forms portal to make it easy for Iowans to find and submit forms.

<https://iowadot.seamlessdocs.com/sc/> The state received over 18,000 online form submissions during the fiscal year. Across the enterprise we anticipate the online forms resulted in a soft savings of staff time avoidance of over 3,000 hours.

Activities Funded By and Expenditures Made from the IOWAccess Revolving fund in FY22

The IOWAccess program funded 183 projects for which \$ 4,803,367.79 was expended and another \$5,637,460.98 remains obligated. This listing of grants includes 22 projects which were closed during FY22 and 41 FY22 grants to agencies for the Citizen Facing Website program awarded to agencies at the end of FY22.

Office of the Chief Information Officer FY2022 Annual Report Ongoing IOWAccess Expenses

The following expenses are required to provide ongoing support for baseline functionality of the overall lowAccess service portfolio. These expenses appear each year with a new grant to support agency websites, website hosting, iowa.gov, chatbot, online forms, constituent communications with GovDelivery, the Driver License Record Lookup system, and transparency sites including <https://rules.iowa.gov>, <https://iafees.iowa.gov>, <https://comment.iowa.gov>, and <https://iowaopenrecords.nextrequest.com>.

IOWAccess Revenue and Expenditures

Balance Brought Forward	\$10,561,520
Total Revenue Collected	\$5,964,323
Total Expenditures	\$6,298,930
End of year balance	\$10,226,912.01

IOWAccess Value-Added Fees Approved in Fiscal Year 2022

Following is a description of value-added services contained in Iowa Code:

8B.1 9. “Value-added services” means services that offer or provide unique, special, or enhanced value, benefits, or features to the customer or user including but not limited to services in which information technology is specially designed, modified, or adapted to meet the special or requested needs of the user or customer; services involving the delivery, provision, or transmission of information or data that require or involve additional processing, formatting, enhancement, compilation, or security; services that provide the customer or user with enhanced accessibility, security, or convenience; research and development services; and services that are provided to support technological or statutory requirements imposed on participating agencies and other governmental entities, businesses, and the public.

Other Iowa Code citations with emphasis on value-added services associated with IOWAccess:

8B.31 IOWAccess – Office Duties and Responsibilities

1. IOWAccess. The office shall establish IOWAccess as a service to the citizens of this state that is the gateway for one-stop electronic access to government information and transactions, whether federal, state, or local. Except as provided in this section, IOWAccess shall be a state-funded service providing access to government information and transactions. The office, in establishing the fees for value-added services, shall consider the reasonable cost of creating and organizing such government information through IOWAccess.

2. Duties. The office shall do all of the following:

a. Establish rates to be charged for access to and for value-added services performed through IOWAccess

Fiscal Year 2022 Value-Added Service Fees

Pursuant to code section 8B.31, the OCIO has not received any requests to approve value-added service fees. No requests were received since the publication of the last IOWAccess Revolving Fund report.

APPENDIX B - Salary Report**Salary Report, 8A.341.2**

On November 1, the OCIO electronically provided a report to each caucus of the general assembly, the legislative services agency, the chief clerk of the House of Representatives, and the Secretary of the Senate in compliance with 8A.341.2. The report included the base salary as computed on July 1 of the fiscal year, and traveling and subsistence expenses of the personnel of each of the

departments, boards, and commissions of the State of Iowa with the exception of personnel who receive an annual salary of less than one thousand dollars.

APPENDIX C - Statewide Broadband Program - Annual Report FY2022

Background

The Empower Rural Iowa Act (HF 772) signed into law on May 20, 2019 directs a minimum standard for broadband service at or above the download and upload speeds identified by the Federal Communications Commission pursuant to section 706 of the federal Telecommunications Act of 1996, as amended. As part of the process for determining Targeted Service Areas (TSA), the Empower Rural Iowa Act directs the State Broadband Office (SBO) to conduct an open application review process that includes an opportunity for the public to submit factual information as part of the Broadband Availability Map validation process. SBO staff will review and score applications with the greatest weight going toward a project area's relative need for broadband service in rural area(s), the applicant's total proposed budget and demonstrated ability to secure partner funding sources, and the relative upload and download speeds proposed for the project. The goal of the SBO is to develop, implement and measure programs that drive the creation of this minimum broadband standard across every acre of the state.

The SBO has been placed under the centralized leadership of the Office of the Chief Information Office (OCIO). OCIO has been tasked with coordinating and unifying Iowa's overall broadband initiatives between state agencies, service providers, business and industry, agriculture, communities and user groups. In FY22, OCIO received \$100 million dollars for the purposes of awarding grants in accordance with Iowa Code Section 8B.11 as amended by House File 848.

Iowa Code Chapter 8B.9(5) requires OCIO to produce "An annual report regarding the status of broadband expansion and coordination, the connecting Iowa farms, schools, and communities broadband grant program established under section 8B.11, and the adequacy of the speed set in the definition of targeted service area in section 8B.1." This report meets this requirement as established therein.

Status of Broadband Expansion and Coordination

In compliance with Iowa Code Chapter 8B, the SBO completed the following broadband expansion and coordination efforts in FY22:

- **Grant Program - Notice of Funding Availability #007**

- o \$200,000,000 in ARP CSLFRF funds for the broadband grant program were allocated by Governor Reynolds to reduce or eliminate unserved or underserved areas in the state.
- o On 10/25/2021, the OCIO issued a Notice of Funding Availability for \$200,000,000 million dollars in grant funds (click here for more information on NOFA #007).
- o 188 Applications to the program were received, requesting a total of \$298,956,993.73.
- o On 1/04/2022, the OCIO announced the intent to award \$210,454,219.13 in funds to 160 broadband grant applications.

- **Grant Program - Notice of Funding Availability #006**

- o \$100 Million in funds for the broadband grant program were appropriated to OCIO in FY22.
- o On 7/01/2021, the OCIO issued a Notice of Funding Availability #006 for \$97,500,000 million dollars in grant funds (click here for more information on NOFA #006).
- o 178 Applications to the program were received.
- o On 9/14/2021, the OCIO announced the intent to award \$97,500,000 in funds to 39 broadband grant applications.

NOFA #	Applications Awarded	Grant Funds Awarded	Total Project Costs	HSBs in Awarded Project	Average Cost per HSB	Census Blocks	Number of Counties	Square Miles
001	7	\$1,300,000	\$13,000,000	7,279	\$1,785.96	1,872	12	760
002	17	\$5,000,000	\$43,975,676	13,011	\$3,379.88	5,769	33	2,514
003	53	\$33,037,114	\$61,600,518	37,050	\$1,662.63	11,300	74	3,812
004	13	\$4,950,000	\$14,142,857	1,522	\$9,292.28	855	13	251
005	14	\$15,452,302	\$21,374,113	2,827	\$7,560.70	1,400	21	638
006	37*	\$97,493,503.77**	\$203,396,964.18	14,640	\$13,893.24	5,318	48	2,541.28
007	130*	\$195,588,472.75**	\$417,300,516.51	37,237	\$11,206.61	20,526	84	9,212.43
Total	271	\$352,821,392.52	\$774,790,644.69	113,556	\$8,692.39	94,903	N/A	19,728.71

* Represents applications signed

** Represents funds obligated

Updates and Changes to the Broadband Program

On July 1, 2021, OCIO issued Notice of Funding Availability (NOFA) #006 for the Empower Rural Iowa Broadband Grant Program making available up to \$97,500,000.00 for broadband expansion in Iowa. The purpose of this NOFA is to solicit Applications from Communications Service Providers for Broadband Infrastructure Projects that will have the greatest overall effect of reducing or eliminating Unserved or Underserved Areas in the State through the installation of Broadband Infrastructure. Minimum buildout speeds are 100/100 or 100/20 depending on the eligibility determinations within a given project area. This was the culmination of OCIO efforts during the 2021 legislative session that was implemented at the start of FY 2022.

On January 4, 2022, OCIO announced the intent to award \$210,454,219.13 in federal American Rescue Plan “ARP” Coronavirus State and Local Fiscal Recovery Funds “CSLFRF” to 160 applications through NOFA #007. These funds were awarded to communications service providers for broadband infrastructure projects that will have the greatest overall effect of reducing or eliminating unserved or underserved areas in the state. Projects are designed to provide last-mile broadband service to homes, schools, and businesses in unserved and underserved areas that reliably meets or exceeds 100/100 broadband or 100/20 in areas where 100/100 is not practicable. All projects are to be completed by 9/30/2026.

On November 15, 2021, President Biden signed the Infrastructure Investment and Jobs Act into law. This Act includes a historic investment of \$65 billion to help close the digital divide and ensure that all Americans have access to reliable, high speed, and affordable broadband. OCIO has begun undertaking extensive work on two major programs of this Act.

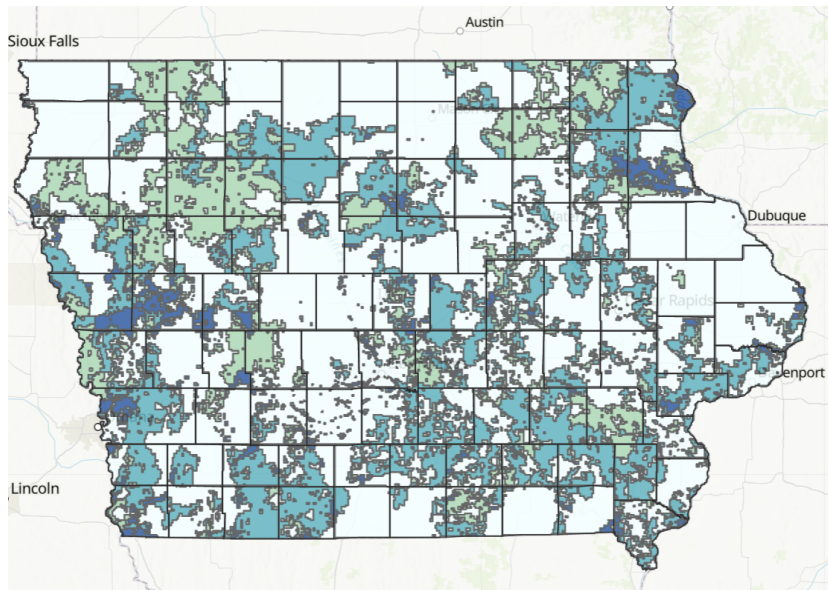
The Broadband Equity, Access, and Deployment Program (BEAD) provides \$42 billion for a federal grant program administered by the National Telecommunications and Information Administration (NTIA) that aims to increase broadband access and adoption in unserved locations that have no internet access or that only have access under 25/3 Mbps and underserved locations that only have access under 100/20 Mbps across the United States. The program provides funding for the construction, improvement, and expansion of broadband infrastructure, as well as digital inclusion

projects (devices, technical assistance, digital literacy). BEAD seeks to provide affordable, reliable, and high-speed broadband to all Americans, particularly those who have been historically underserved or marginalized and aims to improve educational, economic, and healthcare outcomes. BEAD prioritizes unserved

The Digital Equity Act (DE) provides \$2.75 billion to establish three grant programs that promote digital equity and inclusion. They aim to ensure that all people and communities have the skills, technology, and capacity needed to reap the full benefits of our digital economy. The Digital Equity Act is split into three federal programs:

- State Planning Program: A \$60M formula grant program for states, territories, and tribal governments to develop digital equity plans.
- State Capacity Program: A \$1.44 billion formula grant program for states, territories, and tribal governments. It will fund an annual grant program for five years in support of digital equity projects and the implementation of digital equity plans.
- Competitive Program: A \$1.25 billion competitive grant program. It will fund an annual grant program for five years to implement digital equity projects.

Each year the OCIO is required by statute to create a broadband map. The Office utilizes maps and data sources made available by the Federal Communications Commission (FCC) and/or developed or produced by contractors or third parties retained or utilized by the Office. These maps and corresponding data sources represent the status of Broadband in Iowa on the As Of date as reported by communication service providers in Iowa. There is a challenge process in place for the public to challenge the results of the map. Residents challenging the map must have been residents of the State of Iowa, reporting the conditions of service at their place of residence or business. Below is Map Version 4 that was used in FY22. It utilized census blocks as location identification. Following map versions use addresses.



OCIO Broadband Map Version 4

source:OCIO

APPENDIX D-FY 22 Pandemic Recovery Funds Utilized by OCIO

This information is reflected and can also be accessed at www.checkbook.iowa.gov.

FY 22 Pandemic Recovery Funds Utilized by OCIO from U.S. Department of Treasury			
Record Date	Unit Name	Object Class Name	Amount
9/15/2021	OCIO Admin	Reimbursements To Other Agency	\$4,143.75
9/15/2021	Brokerage Services	ITD Reimbursements	\$161.23
9/30/2021	CRF - Technology Related to COVID Pandemic	IT Equipment & Software	\$8,005.76
10/1/2021	OCIO Admin	Reimbursements To Other Agency	-\$4,143.75
10/1/2021	CRF - Technology Related to COVID Pandemic	Reimbursements To Other Agency	\$4,143.75
10/5/2021	CRF - Technology Related to COVID Pandemic	IT Equipment & Software	\$3,349.32
10/8/2021	CRF - Technology Related to COVID Pandemic	IT Equipment & Software	\$25,031.19
10/12/2021	CRF - Technology Related to COVID Pandemic	IT Equipment & Software	\$489.99
10/13/2021	CRF - Technology Related to COVID Pandemic	IT Equipment & Software	\$2,204.00
10/14/2021	CRF - Technology Related to COVID Pandemic	Reimbursements To Other Agency	\$13,345.00
10/14/2021	Brokerage Services	ITD Reimbursements	\$161.23

10/14/2021	Broadband Grants	Outside Services	\$9,941.26
10/19/2021	CRF - Technology Related to COVID Pandemic	IT Equipment & Software	\$303,515.44
10/22/2021	CRF - Technology Related to COVID Pandemic	IT Equipment & Software	\$126,900.00
10/25/2021	CRF - Technology Related to COVID Pandemic	IT Equipment & Software	\$35,828.30
10/25/2021	Brokerage Services	Office Supplies	\$269.56
10/25/2021	Brokerage Services	Communications	\$137,130.71
10/25/2021	Brokerage Services	Reimbursements To Other Agency	\$1,414.58
10/25/2021	Brokerage Services	ITD Reimbursements	\$35,599.01
10/25/2021	Brokerage Services	IT Outside Services	\$954.66
10/25/2021	Brokerage Services	IT Equipment & Software	\$483,923.48
10/25/2021	Brokerage Services	Personal Services	\$293,246.13
10/29/2021	CRF - Technology Related to COVID Pandemic	IT Equipment & Software	\$2,417.34
11/1/2021	CRF - Technology Related to COVID Pandemic	IT Equipment & Software	\$8,079.42
11/1/2021	CRF - Technology Related to COVID Pandemic	IT Outside Services	\$18,888.57
11/10/2021	Broadband Grants	Outside Services	\$375,277.51
11/15/2021	Broadband Grants	Outside Services	\$97,930.61
11/15/2021	CRF - Technology Related to COVID	Reimbursements To Other Agency	\$11,411.25

	Pandemic		
11/16/2021	CRF - Technology Related to COVID Pandemic	IT Equipment & Software	\$2,148.60
11/16/2021	Broadband Grants	Outside Services	\$3,076.35
11/19/2021	Broadband Grants	Outside Services	\$118,487.80
11/22/2021	Broadband Grants	Outside Services	\$32,488.59
11/29/2021	CRF - Technology Related to COVID Pandemic	IT Equipment & Software	\$103,585.25
11/29/2021	Broadband Grants	Outside Services	\$22,907.62
11/30/2021	Broadband Grants	Outside Services	-\$2,655.98
12/3/2021	SLFRF Lightedge Data Center Migration	IT Outside Services	\$46,550.25
12/3/2021	CRF - Technology Related to COVID Pandemic	IT Equipment & Software	\$11,418.84
12/6/2021	Broadband Grants	Outside Services	\$138,650.72
12/7/2021	CRF - Technology Related to COVID Pandemic	IT Equipment & Software	\$8,448.58
12/8/2021	CRF - Technology Related to COVID Pandemic	IT Equipment & Software	\$30,436.54
12/13/2021	SLFRF Lightedge Data Center Migration	IT Outside Services	\$124,113.60
12/13/2021	CRF - Technology Related to COVID Pandemic	IT Equipment & Software	\$8,379.54
12/14/2021	CRF - Technology Related to COVID Pandemic	Reimbursements To Other Agency	\$7,076.25

12/14/2021	CRF - Technology Related to COVID Pandemic	ITD Reimbursements	\$27.19
12/14/2021	Broadband Grants	Outside Services	-\$49,482.35
12/16/2021	CRF - Technology Related to COVID Pandemic	IT Equipment & Software	\$2,900.61
12/20/2021	Broadband Grants	Outside Services	\$357,041.66
12/21/2021	Broadband Grants	Outside Services	\$235,901.75
12/22/2021	CRF - Technology Related to COVID Pandemic	IT Equipment & Software	\$70,847.68
12/29/2021	Broadband Grants	Outside Services	\$60,264.58
12/30/2021	Broadband Grants	Outside Services	\$236,681.54
1/5/2022	CRF - Technology Related to COVID Pandemic	IT Equipment & Software	\$67,846.21
1/5/2022	SLFRF Lightedge Data Center Migration	IT Outside Services	\$594,147.45
1/6/2022	CRF - Technology Related to COVID Pandemic	IT Equipment & Software	\$8,979.42
1/10/2022	Broadband Grants	Outside Services	\$810,039.01
1/11/2022	CRF - Technology Related to COVID Pandemic	IT Equipment & Software	\$1,796,669.02
1/14/2022	SLFRF Lightedge Data Center Migration	IT Equipment & Software	\$438,190.41
1/14/2022	SLFRF Lightedge Data Center Migration	IT Outside Services	\$151,605.15
1/14/2022	CRF - Technology Related to COVID Pandemic	IT Equipment & Software	\$28,049.91

1/14/2022	CRF - Technology Related to COVID Pandemic	Reimbursements To Other Agency	\$163,684.17
1/19/2022	Broadband Grants	Outside Services	\$358,339.62
1/20/2022	SLFRF Lightedge Data Center Migration	IT Equipment & Software	\$78,239.57
1/21/2022	SLFRF Lightedge Data Center Migration	IT Outside Services	\$145,839.60
1/21/2022	CRF - Technology Related to COVID Pandemic	IT Equipment & Software	\$10,711.21
1/26/2022	SLFRF Lightedge Data Center Migration	IT Outside Services	\$144,693.87
1/28/2022	SLFRF Lightedge Data Center Migration	IT Outside Services	\$61,013.33
1/28/2022	CRF - Technology Related to COVID Pandemic	IT Equipment & Software	\$7,464.12
1/28/2022	Enterprise Applications	IT Equipment & Software	\$430,000.26
2/1/2022	Broadband Grants	Outside Services	\$20,808.64
2/2/2022	SLFRF Lightedge Data Center Migration	IT Equipment & Software	\$156,479.14
2/3/2022	CRF - Technology Related to COVID Pandemic	IT Equipment & Software	\$752.01
2/4/2022	CRF - Technology Related to COVID Pandemic	IT Equipment & Software	\$12,855.68
2/4/2022	SLFRF Lightedge Data Center Migration	IT Outside Services	\$82,720.00
2/7/2022	CRF - Technology Related to COVID	IT Equipment & Software	\$50,828.10

	Pandemic		
2/9/2022	CRF - Technology Related to COVID Pandemic	IT Equipment & Software	\$366,626.77
2/14/2022	CRF - Technology Related to COVID Pandemic	Reimbursements To Other Agency	\$10,571.22
2/14/2022	CRF - Technology Related to COVID Pandemic	ITD Reimbursements	\$76.81
2/15/2022	CRF - Technology Related to COVID Pandemic	IT Equipment & Software	\$2,649,703.21
2/15/2022	SLFRF Lightedge Data Center Migration	IT Equipment & Software	\$78,239.57
2/16/2022	SLFRF Lightedge Data Center Migration	IT Equipment & Software	\$138,087.17
2/16/2022	SLFRF Lightedge Data Center Migration	IT Outside Services	\$47,967.75
2/18/2022	CRF - Technology Related to COVID Pandemic	IT Equipment & Software	\$273,788.47
2/21/2022	Broadband Grants Administration SLFRF	IT Outside Services	\$92,258.00
2/21/2022	Broadband Community Engagement	IT Outside Services	\$275,000.00
2/22/2022	Broadband Community Engagement	IT Outside Services	\$55,000.00
2/23/2022	SLFRF Lightedge Data Center Migration	IT Equipment & Software	\$96,647.24

2/23/2022	CRF - Technology Related to COVID Pandemic	IT Equipment & Software	\$71,240.02
2/23/2022	SLFRF Lightedge Data Center Migration	IT Outside Services	\$169.12
2/24/2022	CRF - Technology Related to COVID Pandemic	IT Equipment & Software	\$224,046.36
2/24/2022	SLFRF Lightedge Data Center Migration	IT Outside Services	\$48,040.30
2/24/2022	CRF - Technology Related to COVID Pandemic	Equipment-Non Inventory	\$133,433.56
2/25/2022	Broadband Grants	Outside Services	\$66,322.30
2/25/2022	CRF - Technology Related to COVID Pandemic	Equipment-Non Inventory	\$47,023.99
2/25/2022	CRF - Technology Related to COVID Pandemic	IT Equipment & Software	\$66,603.74
2/28/2022	CRF - Technology Related to COVID Pandemic	IT Equipment & Software	\$319,995.58
3/1/2022	Broadband Grants	Outside Services	\$1,668,004.56
3/3/2022	CRF - Technology Related to COVID Pandemic	IT Equipment & Software	\$3,625.20
3/3/2022	SLFRF Lightedge Data Center Migration	IT Equipment & Software	\$78,239.57
3/9/2022	Broadband Grants	Outside Services	\$79,099.30
3/10/2022	CRF - Technology Related to COVID Pandemic	Equipment-Non Inventory	\$98,744.25

3/11/2022	Broadband Grants	Outside Services	\$233,097.75
3/14/2022	SLFRF 24x7 Security Operations Center	ITD Reimbursements	\$46.41
3/14/2022	CRF - Technology Related to COVID Pandemic	ITD Reimbursements	\$307.22
3/14/2022	Broadband Grants	Outside Services	\$405,819.73
3/15/2022	Broadband Grants	Outside Services	\$1,135,884.08
3/17/2022	CRF - Technology Related to COVID Pandemic	IT Equipment & Software	\$580,813.63
3/17/2022	Broadband Grants	Outside Services	\$94,068.95
3/18/2022	CRF - Technology Related to COVID Pandemic	IT Equipment & Software	\$1,149,326.43
3/21/2022	CRF - Technology Related to COVID Pandemic	IT Equipment & Software	\$651,725.19
3/21/2022	CRF - Technology Related to COVID Pandemic	Equipment-Non Inventory	\$20,019.58
3/22/2022	CRF - Technology Related to COVID Pandemic	IT Equipment & Software	\$229,716.97
3/23/2022	Broadband Grants	Outside Services	\$1,409,813.99
3/25/2022	Broadband Grants	Outside Services	\$661,834.69
3/25/2022	CRF - Technology Related to COVID Pandemic	IT Equipment & Software	\$945,087.03
3/28/2022	Broadband Grants	Outside Services	\$352,212.39
3/30/2022	Broadband Grants	Outside Services	\$774,996.09
3/30/2022	CRF - Technology Related to COVID Pandemic	IT Equipment & Software	\$452,643.68

3/30/2022	SLFRF Lightedge Data Center Migration	IT Outside Services	\$1,189.98
3/31/2022	CRF - Technology Related to COVID Pandemic	IT Equipment & Software	\$7,764.19
4/1/2022	CRF - Technology Related to COVID Pandemic	IT Equipment & Software	\$1,030,901.01
4/1/2022	SLFRF 24x7 Security Operations Center	Communications	\$2,812.22
4/1/2022	SLFRF 24x7 Security Operations Center	IT Outside Services	\$15,801.74
4/5/2022	CRF - Technology Related to COVID Pandemic	IT Equipment & Software	\$37,848.93
4/12/2022	CRF - Technology Related to COVID Pandemic	IT Equipment & Software	\$15,827.50
4/12/2022	SLFRF 24x7 Security Operations Center	IT Equipment & Software	\$82,433.74
4/12/2022	SLFRF Endpoint Detection and Response Platform	IT Equipment & Software	\$1,941,135.00
4/13/2022	Broadband Grants	Outside Services	\$420,693.07
4/13/2022	CRF - Technology Related to COVID Pandemic	Equipment-Non Inventory	\$4,927.80
4/14/2022	SLFRF 24x7 Security Operations Center	ITD Reimbursements	\$139.23
4/14/2022	SLFRF Endpoint Detection and Response Platform	ITD Reimbursements	\$3,964.16
4/18/2022	Broadband Grants	Outside Services	\$1,459,485.02
4/21/2022	SLFRF Lightedge Data Center	IT Outside Services	\$41,360.00

	Migration		
4/22/2022	SLFRF Lightedge Data Center Migration	IT Equipment & Software	\$78,239.57
4/25/2022	SLFRF 24x7 Security Operations Center	Communications	\$712.73
4/27/2022	SLFRF Lightedge Data Center Migration	IT Equipment & Software	-\$607,524.59
4/27/2022	CRF - Technology Related to COVID Pandemic	IT Equipment & Software	\$79,567.47
5/2/2022	CRF - Technology Related to COVID Pandemic	IT Equipment & Software	\$235,598.53
5/5/2022	CRF - Technology Related to COVID Pandemic	IT Equipment & Software	\$323,693.30
5/5/2022	SLFRF 24x7 Security Operations Center	IT Outside Services	\$100,063.76
5/5/2022	SLFRF Endpoint Detection and Response Platform	IT Outside Services	\$5,708.64
5/11/2022	Broadband Grants	Outside Services	\$978,089.01
5/13/2022	SLFRF Endpoint Detection and Response Platform	ITD Reimbursements	\$15,856.64
5/13/2022	SLFRF 24x7 Security Operations Center	ITD Reimbursements	\$123.76
5/17/2022	Broadband Grants	Outside Services	\$234,241.65
5/17/2022	Broadband Community Engagement	IT Outside Services	\$165,000.00
5/18/2022	Broadband Grants Administration SLFRF	IT Outside Services	\$165,000.00

5/18/2022	Broadband Grants	Outside Services	\$16,830.28
5/23/2022	CRF - Technology Related to COVID Pandemic	Equipment-Non Inventory	\$1,240.75
5/23/2022	SLFRF 24x7 Security Operations Center	Communications	\$380.67
5/23/2022	Broadband Grants	Outside Services	\$1,761,971.68
5/24/2022	SLFRF Endpoint Detection and Response Platform	IT Outside Services	\$8,562.96
5/24/2022	SLFRF 24x7 Security Operations Center	IT Outside Services	\$87,565.73
5/26/2022	SLFRF Lightedge Data Center Migration	IT Outside Services	\$353,287.50
5/26/2022	SLFRF Lightedge Data Center Migration	Communications	\$1,692.75
5/27/2022	SLFRF Lightedge Data Center Migration	IT Outside Services	\$142,563.68
6/6/2022	CRF - Technology Related to COVID Pandemic	IT Equipment & Software	\$55,061.34
6/10/2022	SLFRF Lightedge Data Center Migration	IT Outside Services	\$90,550.00
6/13/2022	CRF - Technology Related to COVID Pandemic	IT Equipment & Software	\$833,653.27
6/14/2022	SLFRF Endpoint Detection and Response Platform	ITD Reimbursements	\$66,647.44
6/14/2022	SLFRF 24x7 Security Operations Center	ITD Reimbursements	\$154.70

6/20/2022	SLFRF Lightedge Data Center Migration	IT Outside Services	\$313,010.00
6/23/2022	SLFRF 24x7 Security Operations Center	Communications	\$473.09
6/24/2022	SLFRF Lightedge Data Center Migration	Communications	\$427.00
6/27/2022	SLFRF Endpoint Detection and Response Platform	IT Outside Services	\$8,970.72
6/27/2022	SLFRF 24x7 Security Operations Center	IT Outside Services	\$100,899.67
6/28/2022	Broadband Grants	Outside Services	\$0.00
6/29/2022	SLFRF Lightedge Data Center Migration	IT Outside Services	\$111,230.00
6/29/2022	Broadband Grants	Outside Services	\$0.00
6/29/2022	CRF - Technology Related to COVID Pandemic	IT Outside Services	\$24,749.11
6/30/2022	SLFRF Lightedge Data Center Migration	IT Equipment & Software	\$1,225,854.00
6/30/2022	SLFRF Lightedge Data Center Migration	IT Outside Services	\$173,942.15
7/5/2022	Broadband Grants	Outside Services	\$2,606,139.42
7/6/2022	Broadband Grants	Outside Services	\$499,611.13
7/8/2022	SLFRF Lightedge Data Center Migration	IT Outside Services	\$90,550.00
7/12/2022	Broadband Grants	Outside Services	-\$2,014.99

7/12/2022	SLFRF Lightedge Data Center Migration	IT Equipment & Software	\$24,380.24
7/12/2022	Broadband Grants	Outside Services	\$9,449,085.35
7/13/2022	Broadband Grants	Outside Services	\$743,550.00
7/14/2022	SLFRF Lightedge Data Center Migration	IT Outside Services	\$64,051.25
7/15/2022	SLFRF 24x7 Security Operations Center	ITD Reimbursements	\$170.17
7/15/2022	CRF - Technology Related to COVID Pandemic	ITD Reimbursements	-\$384.03
7/15/2022	SLFRF Endpoint Detection and Response Platform	ITD Reimbursements	\$69,125.04
7/20/2022	Broadband Grants Administration SLFRF	IT Outside Services	\$55,000.00
7/20/2022	Broadband Community Engagement	IT Outside Services	\$55,000.00
7/22/2022	SLFRF Endpoint Detection and Response Platform	IT Outside Services	\$8,970.72
7/22/2022	SLFRF 24x7 Security Operations Center	IT Outside Services	\$117,667.93
8/9/2022	Broadband Grants Administration SLFRF	IT Outside Services	\$199,500.00
8/15/2022	Broadband Grants	Outside Services	\$0.00
8/16/2022	CRF - Technology Related to COVID Pandemic	IT Equipment & Software	\$143,002.20
8/17/2022	Broadband Grants	Outside Services	\$0.00

8/17/2022	CRF - Technology Related to COVID Pandemic	IT Equipment & Software	\$221,152.29
8/23/2022	Broadband Grants Administration SLFRF	IT Equipment & Software	\$218,750.01
8/25/2022	Enterprise Applications	IT Equipment & Software	-\$117,272.80
8/25/2022	SLFRF Endpoint Detection and Response Platform	IT Equipment & Software	-\$1,509,771.67
8/25/2022	SLFRF Lightedge Data Center Migration	IT Outside Services	-\$13,343.36
8/26/2022	CRF - Technology Related to COVID Pandemic	IT Equipment & Software	\$12,985.84
8/29/2022	CRF - Technology Related to COVID Pandemic	IT Equipment & Software	\$2,019.17
8/30/2022	CRF - Technology Related to COVID Pandemic	IT Equipment & Software	\$1,286.10
8/31/2022	Broadband Grants Administration	Personal Services	\$151,641.70
8/31/2022	CRF - Technology Related to COVID Pandemic	IT Equipment & Software	-\$43,173.96
8/31/2022	Broadband Grants Administration	IT Outside Services	\$227,694.53
9/6/2022	Broadband Grants	Outside Services	-\$714,351.77
9/7/2022	Broadband Grants	Outside Services	-\$20,738.07
9/7/2022	Broadband Grants Administration	IT Outside Services	\$147,543.11