

FISCAL UPDATE Article

Fiscal Services Division

March 6, 2024



Ground Floor, State Capitol Building

Des Moines, Iowa 50319

515.281.3566

IOWA RACING AND GAMING REVENUE REPORTS

The Iowa Racing and Gaming Commission publishes monthly reports on [gaming revenue](#) and [sports wagering](#) across Iowa casinos. This report is based upon that information.

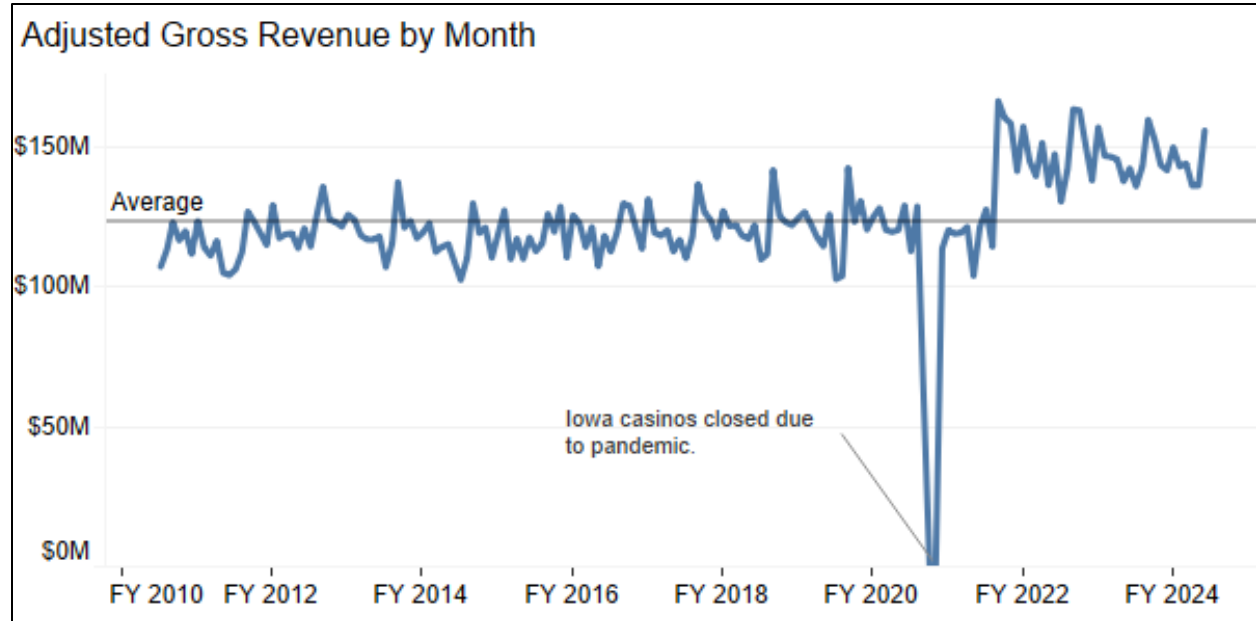
Casino Adjusted Gross Receipts

Adjusted gross receipts (AGR) consist of the total amount wagered less the winnings paid and represent the amount subject to wagering tax. The second quarter of FY 2024 decreased in AGR compared to the first quarter of FY 2024 and increased in AGR compared to the same quarter in FY 2023. There was a 6.5% and 1.1% decrease in AGR in October and November, respectively, compared to the same months in 2022. There was a 9.5% increase in AGR in December compared to the same month in 2022.

	2022	2023	2024
Q1	\$442.3	\$450.8	\$437.4
Q2	\$435.7	\$426.1	\$428.7
Q3	\$436.3	\$439.2	
Q4	\$452.0	\$438.4	
Total	\$1,766.2	\$1,754.5	\$866.2

Numbers may not total due to rounding.

During the 2021 Legislative Session, [SF 619](#) (Taxation and Other Provisions Act) amended the definition of “adjusted gross receipts” to include all promotional play receipts on gambling games from the beginning of FY 2022 to the end of FY 2026, with a gradual phaseout of the tax on promotional play receipts during this time. Beginning July 1, 2026, AGR will exclude promotional play receipts. Iowa Code section [99F.1](#) defines “promotional play receipts” as the total sums wagered on gambling games with tokens, chips, electronic credits, or other forms of cashless wagering provided by the licensee without an exchange of money. Promotional play may result in instances where State tax collected is lower than AGR would indicate.



Casino Gaming State Tax

State wagering taxes are imposed on casino table games and slot machines and make up the vast majority of revenue remitted to the State from casinos. Total State tax collected in the second quarter of FY 2024 decreased slightly compared to the same quarter in FY 2023 and increased compared to the first quarter of FY 2024. There was a 7.9% and 2.3% decrease in State tax in October and November, respectively, compared to the same months in 2022. There was an 8.0% increase in State tax in December 2023 compared to the same month in 2022.

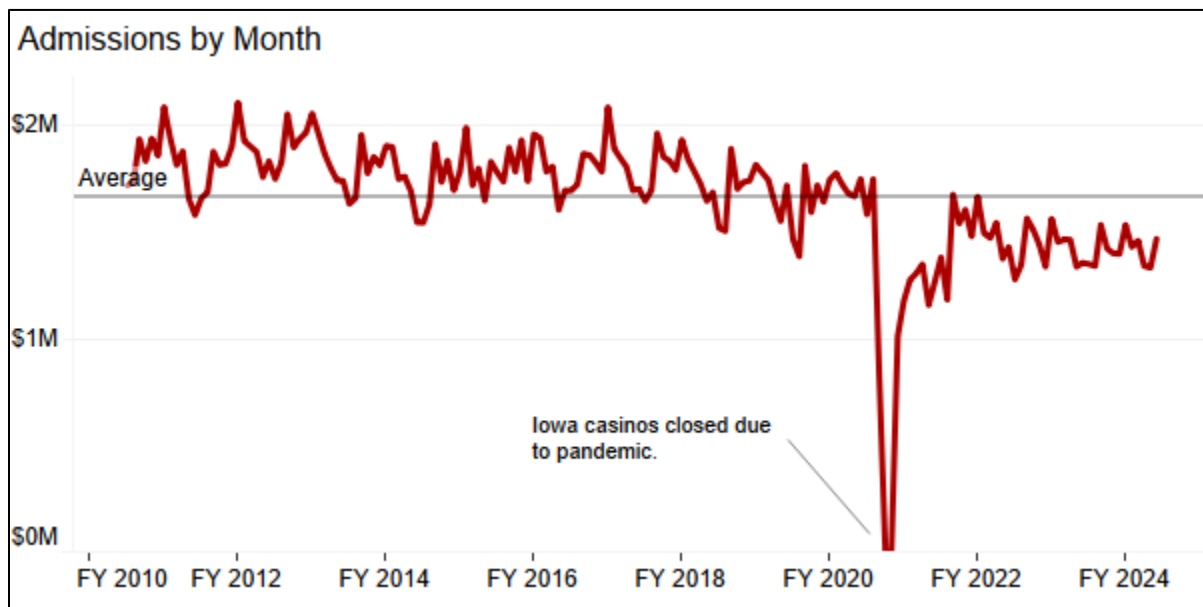
	2022	2023	2024
Q1	\$81.6	\$82.1	\$78.5
Q2	\$88.1	\$84.9	\$84.3
Q3	\$88.2	\$87.6	
Q4	\$91.5	\$87.4	
Total	\$349.4	\$342.0	\$162.8

Numbers may not total due to rounding.

Casino Admissions

Admissions to Iowa casinos decreased in the second quarter of FY 2024 compared to the first quarter of FY 2024 and compared to the same quarter of FY 2023. There was an 8.4% and 0.3% decrease in October and November, respectively, compared to the same months in 2022. There was an 8.3% increase in December compared to the same month in 2022. Admissions in the second quarter of FY 2024 were 14.7% below the average admissions for all second quarters since 2011.

	2022	2023	2024
Q1	4,632,331	4,479,211	4,423,135
Q2	4,347,649	4,156,312	4,140,661
Q3	4,186,939	4,223,954	
Q4	4,289,683	4,219,448	
Total	17,456,602	17,078,925	8,563,796

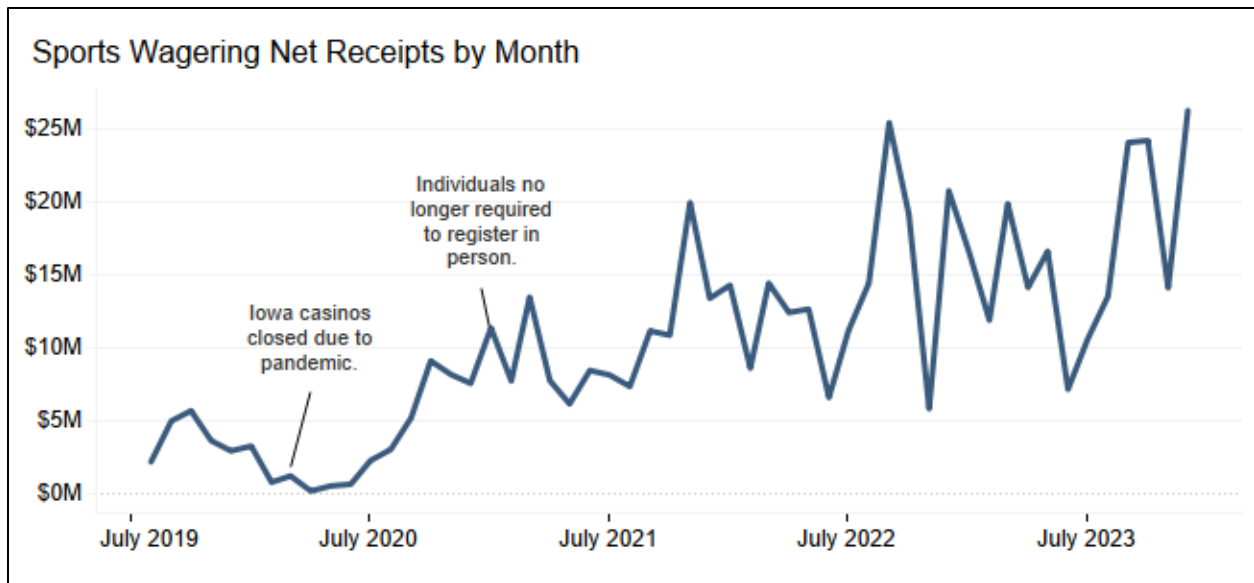


Sports Wagering Net Receipts

Sports wagering net receipts consist of the total amount wagered (handle) less the winnings paid and represent the amount subject to State tax. Sports wagering was first authorized in the State beginning on August 15, 2019. Until January 1, 2021, individuals were required to register in person inside a casino to wager.

	FY 2022	FY 2023	FY 2024
Q1	\$26.6	\$51.0	\$48.1
Q2	\$44.1	\$45.7	\$64.5
Q3	\$37.3	\$48.3	
Q4	\$31.6	\$37.8	
Total	\$139.6	\$182.8	\$112.7

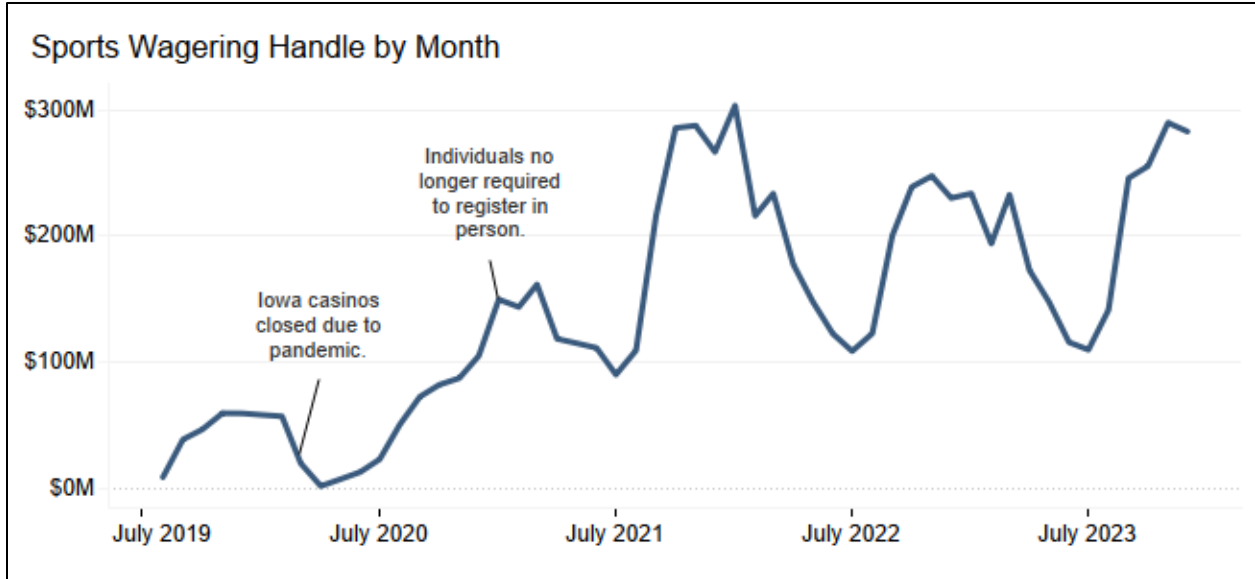
Net receipts experienced an increase in the second quarter of FY 2024 compared to the same quarter in FY 2023. There was a 26.4%, 142.8%, and 26.5% increase in October, November, and December, respectively, compared to the same months in 2022.



Sports Wagering Handle

When comparing total sports wagering handle (the total amount wagered), the second quarter of FY 2024 increased 15.6% compared to the same quarter in FY 2023. There was a 6.9% increase in October, a 17.1% increase in November, and a 23.0% increase in December for the sports wagering handle when compared to the same months in 2022.

	FY 2022	FY 2023	FY 2024
Q1	\$415.2	\$431.4	\$496.7
Q2	\$839.5	\$716.2	\$827.7
Q3	\$752.8	\$660.1	
Q4	\$447.7	\$435.9	
Total	\$2,455.2	\$2,243.6	\$1,324.5



LSA Staff Contact: Maria Wagenhofer (515.281.5270) maria.wagenhofer@legis.iowa.gov

Doc ID 1447237