

FISCAL UPDATE Article

Fiscal Services Division

May 25, 2022



Ground Floor, State Capitol Building

Des Moines, Iowa 50319

515.281.3566

COVID-19 FEDERAL STIMULUS UPDATE

Federal COVID-19 Legislation

CARES Act, ARPA, and Other Federal Stimulus. In response to the COVID-19 emergency, the federal government enacted four Acts in March and April 2020. Those Acts are:

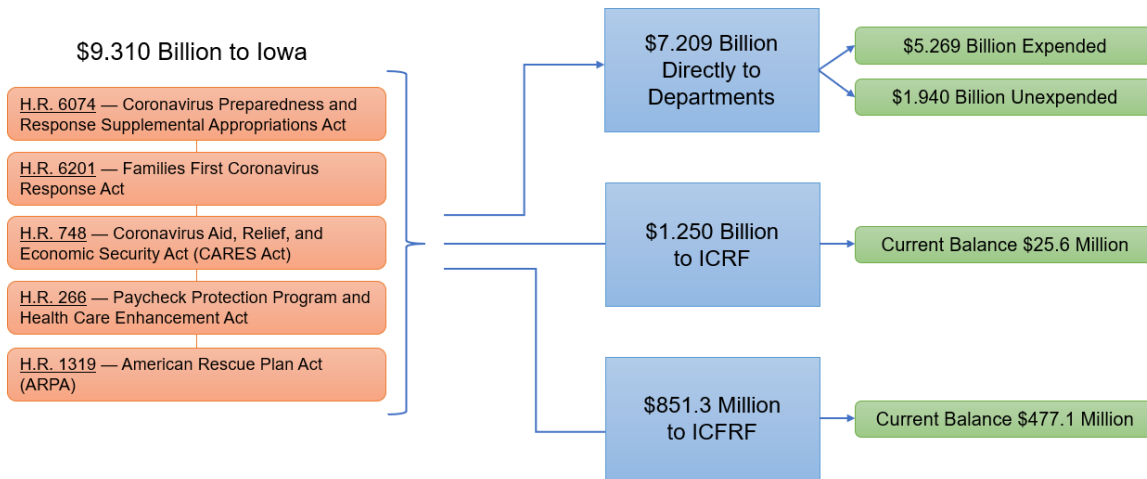
- [H.R. 6074](#) — Coronavirus Preparedness and Response Supplemental Appropriations Act, enacted March 6, 2020.
- [H.R. 6201](#) — Families First Coronavirus Response Act, enacted March 18, 2020.
- [H.R. 748](#) — Coronavirus Aid, Relief, and Economic Security (CARES) Act, enacted March 27, 2020.
- [H.R. 266](#) — Paycheck Protection Program and Health Care Enhancement Act, enacted April 24, 2020.

On March 11, 2021, the federal [American Rescue Plan Act \(ARPA\) of 2021](#) was signed into law. The Act provides \$1.900 trillion for COVID-19 relief funding to individuals, businesses, states, and local governments. Federal Funds Information for States (FFIS) estimates that the State of Iowa will receive approximately \$5.003 billion from ARPA. Direct payments to individuals and families, totaling \$3.776 billion, are not included in this total. The State of Iowa will receive an estimated \$1.379 billion from the federal State Fiscal Recovery Fund. Local governments are estimated to receive approximately \$1.162 billion from the Local Fiscal Relief Fund. The State began receiving funds for the State Recovery Fund and for the Local Fiscal Relief Fund in late July 2021.

Funds Received by State Agencies. Through May 16, 2022, State agencies in Iowa have reported federal awards totaling \$9.310 billion related to the five Acts to address a wide variety of expenses related to the COVID-19 pandemic. Of this total, \$7.209 billion has been awarded directly to agencies, \$1.250 billion was awarded to the Iowa Coronavirus Relief Fund (ICRF), and \$851.3 million was awarded to the Iowa Coronavirus Fiscal Recovery Fund (ICFRF) (**Figure 1**).

Figure 1

Funds Received By Iowa State Agencies as of May 16, 2022



Of the \$7.209 billion in funds awarded directly to State agencies, \$5.269 billion (73.1%) has been expended as of May 16, 2022. Of the total year-to-date expenses, \$2.983 billion (56.6%) has been expended for worker unemployment benefits. This figure does not include the funds from the ICRF and ICFRF allocated for this same purpose. **Appendix A** displays detailed expenditures reported by State agency. **Figure 2** displays the eight agencies that received the most funding and combines all other agencies.

Figure 2

Iowa COVID-19 Expenditures

Note: Total of \$5.269B. Excludes Coronavirus Relief Fund and Coronavirus Fiscal Recovery Fund.

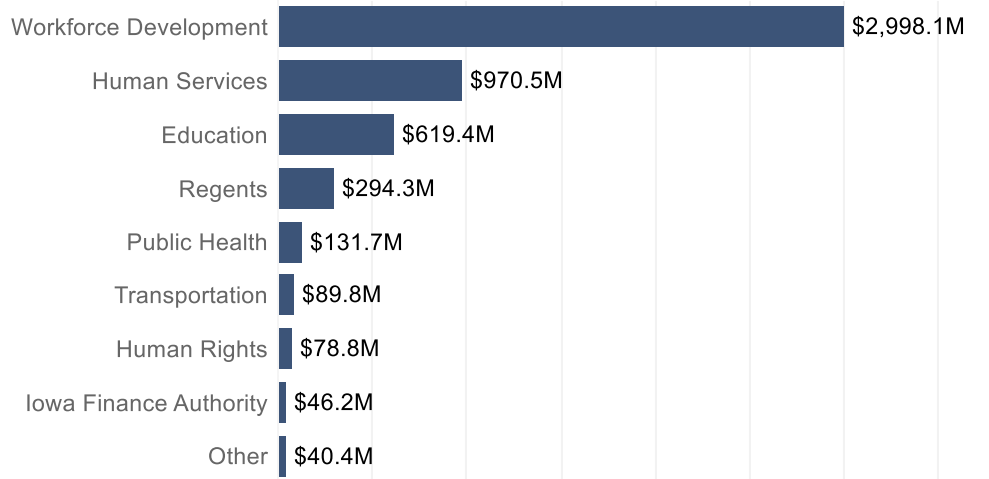
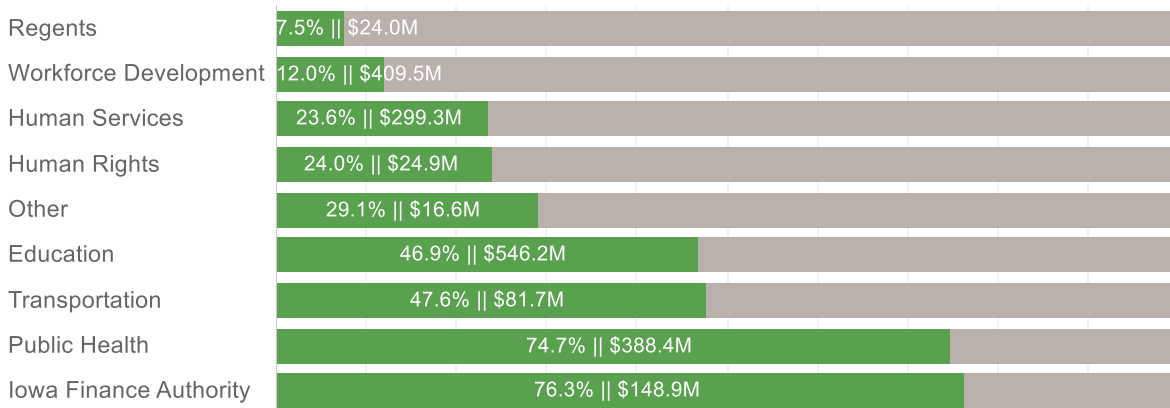


Figure 3 displays the share of awarded funds that have been unexpended versus expended by State agencies.

Figure 3

Share Unexpended vs. Expended

Note: Total unexpended \$1.940B. Excludes Coronavirus Relief Fund and Coronavirus Fiscal Recovery Fund.



Iowa Coronavirus Relief Fund. Iowa received \$1.250 billion in federal funds through the CARES Act on April 20, 2020. To date, \$2.3 million in interest earnings has been credited to the Fund. As of May 16, 2022, net transfers to agencies total \$1.251 billion with some moneys having been returned to the Fund. The current balance in the Fund is \$25.6 million. Of the \$1.251 billion transferred to the agencies, a total of \$1.227 billion has been expended for various programs. The U.S. Department of Treasury released updated guidance on December 14, 2021, regarding expenditures incurred from the ICRF. The Treasury has revised the guidance to provide that a cost associated with a necessary expenditure incurred due to the public health emergency shall be considered to have been incurred by December 31, 2021, if the recipient has incurred an obligation with respect to such cost by December 31, 2021. Recipients may record their expenditures through September 30, 2022. **Figures 4 and 5** show transfers and expenditures by program as of May 16, 2022. A summarized explanation of the programs funded through the ICRF is available in this [document](#) beginning on page 30. There are several instances in **Figure 5** where expenditures are higher than the amount transferred. This is because reporting is ongoing and final reconciliation has yet to be completed.

Figure 4

Coronavirus Relief Fund (April 2020 CARES Act)
Revenue, Transfers, and Department Activities

Coronavirus Relief Fund		
Federal Support	\$	1,250,000,000
Interest		2,305,875
Net Transfers to Agencies		-1,251,112,979
Fund Balance	\$	1,192,896
Department Activities		
Transfers Received		1,251,112,979
Reported Expenses		-1,226,722,897
Unexpended Transfers	\$	24,390,083
Total Unexpended	\$	25,582,978

Figure 5

Iowa Coronavirus Relief Fund
Total Transfers and Expenses

	Net Transfers	Expenses
Department of Administrative Services	\$ 5,482,664	\$ 4,596,620
COVID-19 Technology Support	886,044	0
Support for Local Government Relief Payments	4,596,620	4,596,620
Department on Aging	\$ 469,449	\$ 469,449
Area Agencies on Aging Nutrition Programs	264,449	264,449
COVID-19 Technology Support	205,000	205,000
Attorney General	\$ 128,694	\$ 125,349
COVID-19 Technology Support	128,694	125,349
Agriculture & Land Stewardship	\$ 17,644,162	\$ 17,644,161
Feeding Iowans Initiative	1,401,972	1,449,209
Iowa Disposal Assistance Program	4,811,500	4,811,500
Renewable Fuels Retail Recovery Program	6,829,883	6,782,647
Meat Processing Expansion & Local Produce Programs	4,600,806	4,600,806
College Student Aid Commission	\$ 5,173,119	\$ 5,100,000
COVID-19 Technology Support	73,119	0
Last-Dollar Scholarship Program Fund	5,100,000	5,100,000
Corrections	\$ 18,381,648	\$ 18,381,648
COVID-19 Staffing Expenses	18,381,648	18,381,648
Cultural Affairs	\$ 8,500,000	\$ 7,000,000
Iowa Arts and Culture Recovery Program	7,000,000	7,000,000
Cultural Marketing Grants	1,000,000	0
World Food Prize Foundation	500,000	0
Economic Development Authority	\$ 236,006,088	\$ 235,900,283
Small Business Disaster Assistance Fund	128,838,433	128,892,373
AmeriCorps	60,000	60,000
Biofuels Relief Fund	12,122,348	12,122,348
Small Business Utility Assistance Program	5,391,500	5,284,186
Iowa Hospital COVID-19 Relief Program	42,416,203	42,416,203
Nonprofit Recovery Program	9,771,001	9,771,001
Movie Theater Relief Fund	5,285,080	5,295,080
County Fair Relief	6,975,000	6,925,000
ISU Nanovaccine Institute	2,150,000	2,150,000
Bowling Center Relief Program	1,986,027	1,985,398
Charter Tourism Relief	850,234	850,000
Sports Entertainment Relief Program	6,570,277	6,511,239
Iowa Fitness Centers	13,439,275	13,486,744
Volunteer Assistance Recovery Programs	150,711	150,711
Homeland Security and Emergency Management	\$ 11,963,333	\$ 11,967,737
Feeding Iowans Initiative — Food Banks	998,531	998,531
FEMA Public Assistance Program — State Match	-	3,750
Emergency Medical Services	7,078,904	7,078,904
COVID-19 Staffing Expenses	448,449	448,449
Coronavirus Relief Fund Audit Expenses	5,815	6,469
Des Moines and West Des Moines Water Works	3,431,634	3,431,634

Human Services	\$ 116,024,625	\$ 115,340,684
Double Up Food Bucks Program	3,394,000	4,390,074
Commodity Supplemental Foods Program	4,000,000	4,000,000
Mental Health Programs & Habilitation Services	35,536,426	35,453,852
Medicaid Mental Health Providers	9,625,430	9,625,430
Medicaid Substance Use Disorder Providers	9,851,934	9,851,934
Mental Health Disability Service Regions	28,906,950	28,911,987
Agency COVID-19 Mitigation	11,359,029	9,756,551
Iowa Food Bank Grant Administration	5,500,000	5,500,000
NGO Child Care Payments	7,850,857	7,850,857
Inspections and Appeals	\$ 875,233	\$ 875,233
Health Facilities — Database and Telework Upgrades	875,233	875,233
Iowa Finance Authority	\$ 114,155,487	\$ 114,327,197
Iowa Eviction and Foreclosure Prevention Program	37,400,000	37,574,887
Iowa Beginning Farmer Debt Relief Fund	14,228,853	14,228,853
Iowa Livestock Producer's Relief Fund	62,526,634	62,523,457
Judicial Branch	\$ 6,345,910	\$ 6,345,910
Court Tech and Modernization	6,345,910	6,345,910
Legislative Branch	\$ 1,014,566	\$ 1,014,567
General Assembly Expenses	1,014,566	1,014,567
Management	\$ 228,343	\$ 212,770
COVID Administration & Oversight	132,424	123,328
COVID-19 Technology Support	95,919	89,442
Natural Resources	\$ 29,517	\$ 29,517
Wallace Building Access Upgrades	29,517	29,517
Office of the Chief Information Officer	\$ 75,961,898	\$ 54,633,936
Broadband Grants	49,644,440	30,032,504
COVID-19 Technology Support	19,409,508	17,906,767
Improving Enterprise Applications	6,907,950	6,694,665
Public Defense	\$ 14,726	\$ 14,726
Emergency Paid Sick Leave	14,726	14,726
Public Health	\$ 615,154	\$ 615,154
COVID Communications Campaign	615,154	615,154
Public Safety	\$ 10,000,000	\$ 10,000,000
COVID-19 Staffing Expenses	10,000,000	10,000,000
Revenue	\$ 115,000,000	\$ 115,000,000
Local Government Relief Payments	115,000,000	115,000,000
Workforce Development	\$ 507,098,364	\$ 507,127,956
Unemployment Insurance Trust Fund	491,040,595	491,040,595
Apprenticeship Incentive Grant Program	6,062,699	6,088,766
Earn and Learn Grant Program	5,798,386	5,794,764
Future Ready Iowa — Employer Innovation Fund	4,196,683	4,203,831
Total Transfers and Expenditures	\$ 1,251,112,979	\$ 1,226,722,897

Iowa Coronavirus Fiscal Recovery Fund. The State of Iowa received \$851.3 million in funds on July 23, 2021, and deposited it in the ICFRF. As of May 16, 2022, \$398.6 million has been transferred to various agencies (**Figures 6 and 7**). The majority of the funding (\$240.2 million) has been transferred by the

Governor to Iowa Workforce Development's (IWD's) Unemployment Insurance Trust Fund. These funds are used to support ongoing unemployment benefits for Iowans. An additional \$110.9 million was transferred to the Iowa Department of Revenue for payments to nonentitlement units of government, which are cities with a population of fewer than 50,000. Funds provided to State and local governments have broad spending flexibility, including addressing emergency and economic effects of the pandemic; replenishing revenue losses due to the shutdown of the economy; investments in water, sewer, and broadband infrastructure; and premium pay to essential workers.

ICFRF funds must be used to cover costs incurred by recipients between March 3, 2021, and December 31, 2024, and funds must be expended by December 31, 2026, or they will revert back to the federal government.

Figure 6

Coronavirus Fiscal Recovery Fund Revenue, Transfers, and Department Activities

Coronavirus Fiscal Recovery Fund		
Federal Support	\$	851,300,190
Interest		345,749
Net Transfers to Agencies		-398,644,448
Fund Balance	\$	453,001,491
Department Activities		
Transfers Received		398,644,448
Reported Expenses		-374,595,760
Unexpended Transfers	\$	24,048,688
Total Unexpended	\$	477,050,178

Figure 7

Coronavirus Fiscal Recovery Fund Expenses by Department Transfers Received and Expenses

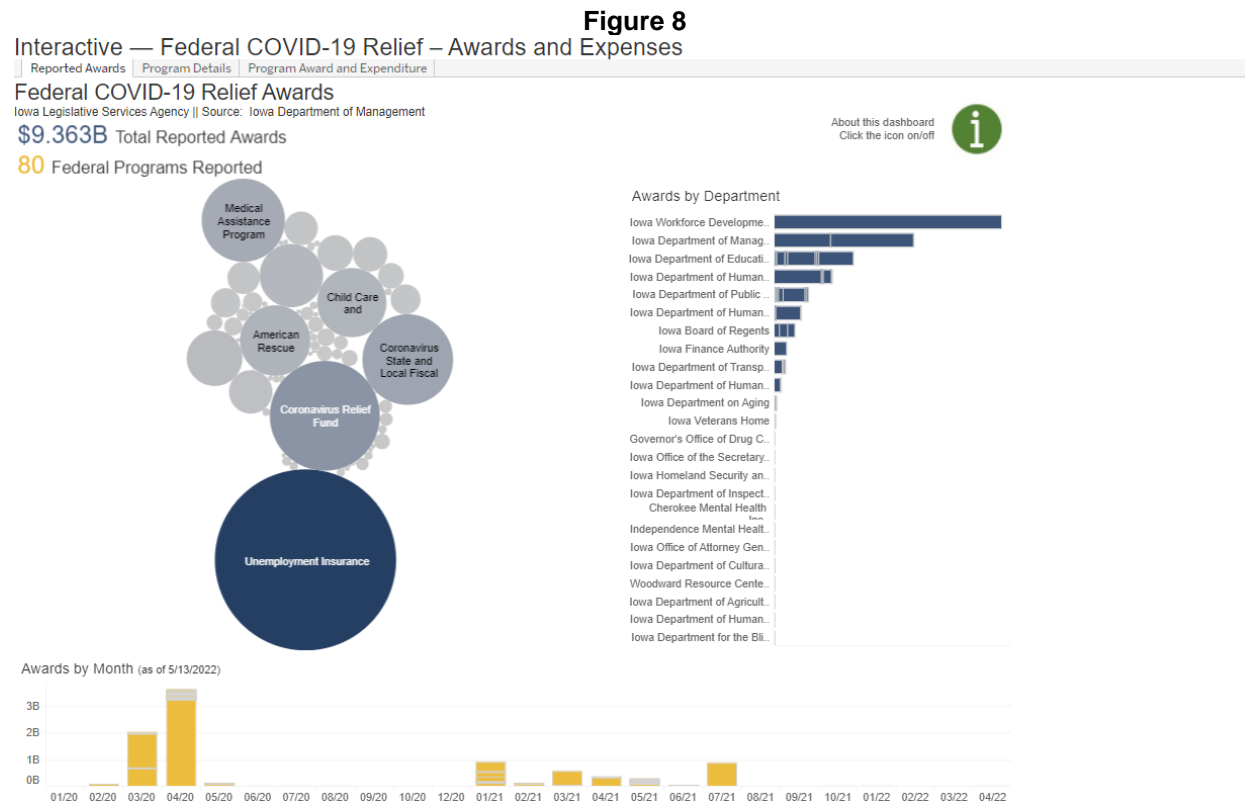
	Net		Remaining
	Transfers	Expenditures	Funds
Administrative Services	\$ 8,093,225	\$ 7,992,225	\$ 101,000
Agriculture and Land Stewardship	500,000	41,309	458,691
Chief Information Officer	15,988,525	4,599,324	11,389,201
Iowa Finance Authority	10,000,000	-	10,000,000
College Student Aid Commission	933,574	-	933,574
Education	105,497	75,355	30,142
Management	1,009,383	1,009,383	-
Homeland Security and Emergency Mgmt	85,000	85,000	-
Economic Development Authority	11,014,000	10,261,754	752,246
Aging	90,000	37,700	52,300
Revenue	110,610,691	110,603,872	6,818
Workforce Development	240,214,553	239,889,839	324,714
	\$ 398,644,448	\$ 374,595,760	\$ 24,048,688

Reporting Requirements. On June 17, 2021, the U.S. Department of the Treasury released [Compliance and Reporting Guidance](#) for the State and Local Federal Recovery Funds, which required the State to submit an Interim Report and a Recovery Plan Performance Report to the federal government by

August 31, 2021. A project and expenditure report was due by January 31, 2022, and then 30 days after the end of each quarter thereafter.

In addition to the requirement to submit the reports to the federal government, [HF 895](#) (FY 2022 and FY 2023 Federal Block Grant Appropriations Act) requires that whenever the Department of Management (DOM) is required to report to the U.S. Department of the Treasury on the State and Local Federal Recovery Funds, the DOM is also required to submit the same information to the Legislative Services Agency (LSA). The DOM [filed](#) the information with the LSA on October 21, 2021, and December 14, 2021.

Dashboard: Federal COVID-19 Relief — Awards and Expenditures. The Fiscal Services Division of the LSA maintains an interactive Tableau dashboard that displays details regarding federally provided COVID-19 relief. The dashboard as illustrated in **Figure 8** details statewide awards and expenses at the program level. The dashboard is available at: www.legis.iowa.gov/publications/covid19Relief.



The data displayed in this dashboard is provided by the DOM and is updated weekly. The dashboard allows users to review detailed information regarding awarded and expended funds. Additional details may be available upon request.

Additional Information. The DOM and Department of Administrative Services have established a process for tracking expenditures of federal funds that State agencies have received for costs associated with the COVID-19 pandemic. The expenditure data is available at: data.iowa.gov.

The LSA will continue to analyze the estimated funding allocations to Iowa and will provide future updates as more information becomes available. If you have questions about awards, allocations, or expenditures, please contact the LSA.

LSA Staff Contact: Adam Broich (515.281.8223) adam.broich@legis.iowa.gov

Doc ID 1290422

Appendix A – Federal Awards by Department and Program

Source: data.iowa.gov || Updated Through May 6, 2022

Department	Federal Program	Award	Expenses	Available Funds
Aging	Elder Abuse Prevention Interventions Program	\$38,952	\$0	\$38,952
	National Family Caregiver Support, Title III, Part E	\$2,412,567	(\$1,396,643)	\$1,015,924
	Special Programs for the Aging, Title III, Part B, Grants for Supportive Services and Senior Centers	\$6,903,516	(\$3,467,422)	\$3,436,094
	Special Programs for the Aging, Title III, Part C, Nutrition Services	\$15,957,362	(\$10,058,600)	\$5,898,762
	Special Programs for the Aging, Title III, Part D, Disease Prevention and Health Promotion Services	\$426,326	(\$121,010)	\$305,316
	Special Programs for the Aging, Title IV, and Title II, Discretionary Projects	\$692,290	(\$582,221)	\$110,069
	Special Programs for the Aging, Title VII, Chapter 2, Long Term Care Ombudsman Services for Older Individuals	\$292,850	(\$228,721)	\$64,129
	Total	\$26,723,863	(\$15,854,616)	\$10,869,247
Agriculture and Land Stewardship	Plant and Animal Disease, Pest Control, and Animal Care	\$266,176	(\$237,992)	\$28,184
	Total	\$266,176	(\$237,992)	\$28,184
Blind	Randolph-Sheppard – Financial Relief and Restoration Payments	\$203,966	(\$203,966)	\$0
	Total	\$203,966	(\$203,966)	\$0
Cultural Affairs	Promotion of the Humanities Division of Preservation and Access	\$465,700	(\$465,700)	\$0
	Promotion of the Humanities Federal/State Partnership	\$442,700	(\$442,700)	\$0
	Total	\$908,400	(\$908,400)	\$0
Drug Control Policy	Coronavirus Emergency Supplemental Funding Program	\$5,754,321	(\$4,288,493)	\$1,465,828
	Total	\$5,754,321	(\$4,288,493)	\$1,465,828
Education	American Rescue Plan Elementary and Secondary School Emergency Relief	\$516,344,144	(\$121,771,144)	\$394,573,000
	American Rescue Plan Elementary and Secondary School Emergency Relief – Homeless Children and Youth (ARP-HCY)	\$1,268,374	(\$77,115)	\$1,191,259
	Child and Adult Care Food Program	\$1,862,614	(\$1,683,903)	\$178,711

Appendix A – Federal Awards by Department and Program

Source: data.iowa.gov || Updated Through May 6, 2022

Department	Federal Program	Award	Expenses	Available Funds
Education	Elementary and Secondary School Emergency Relief Fund	\$416,489,855	(\$341,302,076)	\$75,187,779
	Emergency Assistance for Non-Public Schools	\$26,271,345	(\$12,572,661)	\$13,698,684
	Governor's Emergency Relief Fund	\$37,783,389	(\$24,626,614)	\$13,156,775
	Grants to States	\$2,974,383	(\$1,924,291)	\$1,050,092
	National School Lunch Program	\$115,772,703	(\$104,691,816)	\$11,080,887
	Pandemic EBT Administrative Costs	\$204,482	(\$203,868)	\$614
	Rethink K12 Education Models Grants	\$17,681,016	(\$2,207,408)	\$15,473,608
	Special Education Grants to States	\$25,016,861	(\$7,901,637)	\$17,115,224
	Special Education Preschool Grants	\$2,032,917	(\$403,606)	\$1,629,311
	Special Education-Grants for Infants and Families	\$1,962,406	(\$78,547)	\$1,883,859
Total	\$1,165,664,489	(\$619,444,688)	\$546,219,801	
Homeland Security and Emergency M.	Emergency Performance Management Grant	\$2,640,448	(\$1,444,603)	\$1,195,845
	Total	\$2,640,448	(\$1,444,603)	\$1,195,845
Human Rights	Community Services Block Grant	\$10,821,398	(\$8,596,334)	\$2,225,064
	Low-Income Home Energy Assistance	\$92,842,993	(\$70,162,666)	\$22,680,327
	Total	\$103,664,391	(\$78,759,000)	\$24,905,391
Human Services	Adoption Assistance	\$9,578,724	(\$9,929,176)	(\$350,452)
	Block Grants for Community Mental Health Services	\$18,067,154	(\$88,368)	\$17,978,786
	Chafee Education and Training Vouchers Program (ETV)	\$697,415	(\$697,415)	\$0
	Child Abuse and Neglect State Grants	\$985,790	(\$246,031)	\$739,759

Appendix A – Federal Awards by Department and Program

Source: data.iowa.gov || Updated Through May 6, 2022

Department	Federal Program	Award	Expenses	Available Funds
Human Services	Child Care and Development Block Grant	\$496,585,094	(\$207,520,792)	\$289,064,302
	Children's Health Insurance Program	\$19,825,624	(\$20,374,137)	(\$548,513)
	Community-Based Child Abuse Prevention Grants	\$2,424,305	\$0	\$2,424,305
	Developmental Disabilities Basic Support and Advocacy Grants	\$36,536	(\$25,990)	\$10,546
	Elder Abuse Prevention Interventions Program	\$1,696,036	(\$493,404)	\$1,202,632
	Emergency Food Assistance Program (Administrative Costs)	\$2,492,473	(\$2,492,473)	\$0
	Foster Care Title IV-E	\$1,242,434	(\$1,272,714)	(\$30,281)
	Guardianship Assistance	\$16,021	(\$17,185)	(\$1,163)
	John H. Chafee Foster Care Program for Successful Transition to Adulthood	\$4,798,212	(\$1,920,966)	\$2,877,246
	MaryLee Allen Promoting Safe and Stable Families Program	\$610,050	(\$5,623)	\$604,427
	Medical Assistance Program	\$692,298,594	(\$716,085,408)	(\$23,786,814)
	Money Follows the Person Rebalancing Demonstration	\$439,691	(\$443,312)	(\$3,621)
	Pandemic EBT Administrative Costs	\$5,888,500	(\$1,932,849)	\$3,955,651
	Provider Relief Fund	\$4,525,988	(\$4,781,289)	(\$255,300)
	Refugee and Entrant Assistance State/Replacement Designee Administered Programs	\$264,134	(\$243,104)	\$21,030
State Administrative Matching Grants for the Supplemental Nutrition Assistance Program	\$594,192	\$0	\$594,192	
Stephanie Tubbs Jones Child Welfare Services Program	\$476,722	(\$476,722)	\$0	
Temporary Assistance for Needy Families	\$6,333,899	(\$1,502,303)	\$4,831,595	
Total		\$1,269,877,588	(\$970,549,260)	\$299,328,328
Inspections and Appeals	State Survey and Certification of Health Care Providers and Suppliers (Title XVIII) Medicare	\$2,277,832	\$0	\$2,277,832

Appendix A – Federal Awards by Department and Program

Source: data.iowa.gov || Updated Through May 6, 2022

Department	Federal Program	Award	Expenses	Available Funds
Inspections and Appeals	Total	\$2,277,832	\$0	\$2,277,832
Iowa Finance Authority	Emergency Rental Assistance Program	\$195,110,510	(\$46,161,053)	\$148,949,456
	Total	\$195,110,510	(\$46,161,053)	\$148,949,456
Justice	Family Violence Prevention and Services/Domestic Violence Shelter and Supportive Services	\$1,442,093	(\$684,521)	\$757,572
	Total	\$1,442,093	(\$684,521)	\$757,572
Public Health	Activities to Support State, Tribal, Local and Territorial (STLT) Health Department Response to Public Health or Healthcare Crises	\$31,646,110	(\$2,892,265)	\$28,753,845
	Behavioral Risk Factor Surveillance System	\$8,000	\$0	\$8,000
	Block Grants for Prevention and Treatment of Substance Abuse	\$23,239,115	(\$203,859)	\$23,035,256
	Emergency Grants to Address Mental and Substance Use Disorders During COVID-19	\$4,859,647	(\$1,363,825)	\$3,495,822
	Epidemiology and Laboratory Capacity for Infectious Diseases (ELC)	\$321,410,296	(\$87,751,148)	\$233,659,148
	HIV Care Formula Grants	\$173,500	(\$173,500)	\$0
	Immunization Cooperative Agreements	\$67,970,489	(\$17,004,111)	\$50,966,378
	Maternal, Infant, and Early Childhood Home Visiting Program	\$5,846,611	(\$176,857)	\$5,669,754
	National Bioterrorism Hospital Preparedness Program	\$2,464,248	(\$1,691,951)	\$772,297
	National Center for Injury Prevention and Control	\$33,588	(\$33,588)	\$0
	Preventive Health Services: Sexually Transmitted Diseases Control Grants	\$3,115,178	(\$253,412)	\$2,861,766
	Public Health Emergency Response: Cooperative Agreement for Emergency Response: Public Health Crisis Response	\$25,800,617	(\$5,259,016)	\$20,541,601
	Rural Health Research Centers	\$17,569,568	(\$1,616,233)	\$15,953,335
	Small Rural Hospital Improvement Grant Program	\$7,588,530	(\$7,277,182)	\$311,348
	WIC Special Supplemental Nutrition Program for Women, Infants, and Children	\$8,291,586	(\$5,958,192)	\$2,333,394

Appendix A – Federal Awards by Department and Program

Source: data.iowa.gov || Updated Through May 6, 2022

Department	Federal Program	Award	Expenses	Available Funds
Public Health	Total	\$520,017,083	(\$131,655,140)	\$388,361,943
Regents	Higher Education Emergency Relief Fund	\$107,569,348	(\$95,636,180)	\$11,933,168
	Higher Education Emergency Relief Fund II	\$131,249,902	(\$119,152,336)	\$12,097,566
	Provider Relief Fund	\$79,531,217	(\$79,531,217)	\$0
	Total	\$318,350,467	(\$294,319,732)	\$24,030,735
Secretary of State	2018 HAVA Election Security Grants	\$4,870,694	(\$4,870,694)	\$0
	Total	\$4,870,694	(\$4,870,694)	\$0
Transportation	Enhanced Mobility of Seniors and Individuals with Disabilities	\$349,811	(\$234,514)	\$115,297
	Federal Transit Formula Grants	\$33,288,313	(\$27,096,868)	\$6,191,445
	Formula Grants for Rural Areas and Tribal Transit Program	\$16,000,554	(\$8,437,514)	\$7,563,040
	Highway Planning and Construction	\$121,866,016	(\$54,022,882)	\$67,843,134
	Total	\$171,504,694	(\$89,791,778)	\$81,712,916
Veterans Affairs	Provider Relief Fund	\$4,847,353	(\$4,847,353)	\$0
	Veterans State Nursing Home Care	\$7,092,601	(\$7,092,601)	\$0
	Total	\$11,939,954	(\$11,939,955)	\$0
Workforce Development	Child Care and Development Block Grant	\$0	(\$15,233,984)	(\$15,233,984)
	Unemployment Insurance	\$3,405,915,290	(\$2,982,628,479)	\$423,286,811
	WIOA National Dislocated Worker Grants / WIA National Emergency Grants	\$1,665,000	(\$206,592)	\$1,458,408
	Total	\$3,407,580,290	(\$2,998,069,055)	\$409,511,235
Total		\$7,208,797,258	(\$5,269,182,945)	\$1,939,614,313